



THE OLYMPIC'S 20th YEAR CUP

ALBERTVILLE

2012, Nov. 24-25



Official Results

THE OLYMPIC'S 20th YEAR CUP

ALBERTVILLE

2012, Nov. 24-25





THE OLYMPIC'S 20th YEAR CUP

ALBERTVILLE

2012, Nov. 24-25



1	Front Page			
2	Content			
3	List of Officials			
4	List of Coaches			
5	Program			
6	List of Competitors	Ladies Junior C		
7	Qualifying Schedule	Ladies Junior C		
8	Results	Ladies Junior C	1000	Heats Final
9	Distance Classification	Ladies Junior C	1000	
10	Results	Ladies Junior C	500	Heats Final
11	Distance Classification	Ladies Junior C	500	
12	Results	Ladies Junior C	777	Heats Final
13	Distance Classification	Ladies Junior C	777	
14	Results	Ladies Junior C	1500	Super Final
15	Distance Classification	Ladies Junior C	1500	
16	General Classification	Ladies Junior C		
17	Relay Participants	Ladies Junior C		
18	List of Competitors	Men Junior C		
19	Qualifying Schedule	Men Junior C		
20	Results	Men Junior C	1000	Heats Final
21	Distance Classification	Men Junior C	1000	
22	Results	Men Junior C	500	Heats Final
23	Distance Classification	Men Junior C	500	
24	Results	Men Junior C	777	Heats Final
25	Distance Classification	Men Junior C	777	
26	Results	Men Junior C	1500	Super Final
27	Distance Classification	Men Junior C	1500	
28	General Classification	Men Junior C		
29	Relay Participants	Men Junior C		
30	List of Competitors	Ladies PeeWee		
31	Qualifying Schedule	Ladies PeeWee		
32	Results	Ladies PeeWee	500	Heats Semi Final Final
33	Distance Classification	Ladies PeeWee	500	
34	Results	Ladies PeeWee	333	Heats Semi Final Final
35	Distance Classification	Ladies PeeWee	333	
36	Results	Ladies PeeWee	222	Heats Semi Final Final
37	Distance Classification	Ladies PeeWee	222	
38	Results	Ladies PeeWee	777	Super Final
39	Distance Classification	Ladies PeeWee	777	
40	General Classification	Ladies PeeWee		
41	Relay Participants	Ladies PeeWee		
42	List of Competitors	Men PeeWee		
43	Qualifying Schedule	Men PeeWee		
44	Results	Men PeeWee	501	Final
45	Distance Classification	Men PeeWee	501	
46	Results	Men PeeWee	500	Final
47	Distance Classification	Men PeeWee	500	
48	Results	Men PeeWee	502	Final
49	Distance Classification	Men PeeWee	502	
50	Results	Men PeeWee	331	Final
51	Distance Classification	Men PeeWee	331	
52	Results	Men PeeWee	333	Final





THE OLYMPIC'S 20th YEAR CUP

ALBERTVILLE

2012, Nov. 24-25



53	Distance Classification	Men PeeWee	333	
54	Results	Men PeeWee	332	Final
55	Distance Classification	Men PeeWee	332	
56	Results	Men PeeWee	221	Final
57	Distance Classification	Men PeeWee	221	
58	Results	Men PeeWee	223	Final
59	Distance Classification	Men PeeWee	223	
60	Results	Men PeeWee	777	Super Final
61	Distance Classification	Men PeeWee	777	
62	General Classification	Men PeeWee		
63	Relay Participants	Men PeeWee		
64	List of Competitors	L+M Nov		
65	Qualifying Schedule	L+M Nov		
66	Results	L+M Nov	777	Heats Semi Final Final
67	Distance Classification	L+M Nov	777	
68	Results	L+M Nov	500	Heats Semi Final Final
69	Distance Classification	L+M Nov	500	
70	Results	L+M Nov	333	Heats Semi Final Final
71	Distance Classification	L+M Nov	333	
72	Results	L+M Nov	1000	Super Final
73	Distance Classification	L+M Nov	1000	
74	General Classification	L+M Nov		
75	Relay Participants	L+M Nov		
76	List of Competitors	Relay SAB		
77	Qualifying Schedule	Relay SAB		
78	Results	Relay SAB	R3K	- Final
79	Distance Classification	Relay SAB	R3K	
80	Relay Participants	Relay SAB		
81	List of Competitors	Men SAB		
82	Qualifying Schedule	Men SAB		
83	Results	Men SAB	1500	Heats Final
84	Distance Classification	Men SAB	1500	
85	Results	Men SAB	500	Heats Semi Final Final
86	Distance Classification	Men SAB	500	
87	Results	Men SAB	1000	Heats Semi Final Final
88	Distance Classification	Men SAB	1000	
89	Results	Men SAB	15SF	Super Final
90	Distance Classification	Men SAB	15SF	
91	General Classification	Men SAB		
92	Relay Participants	Men SAB		
93	List of Competitors	Ladies SAB		
94	Qualifying Schedule	Ladies SAB		
95	Results	Ladies SAB	1501	Final
96	Distance Classification	Ladies SAB	1501	
97	Results	Ladies SAB	1502	Final
98	Distance Classification	Ladies SAB	1502	
99	Results	Ladies SAB	501	Final
100	Distance Classification	Ladies SAB	501	
101	Results	Ladies SAB	502	Final
102	Distance Classification	Ladies SAB	502	
103	Results	Ladies SAB	1001	Final
104	Distance Classification	Ladies SAB	1001	





THE OLYMPIC'S 20th YEAR CUP

ALBERTVILLE

2012, Nov. 24-25



105	Results	Ladies SAB	1002	Final
106	Distance Classification	Ladies SAB	1002	
107	Results	Ladies SAB	1500	Super Final
108	Distance Classification	Ladies SAB	1500	
109	General Classification	Ladies SAB		
110	Relay Participants	Ladies SAB		
111	List of Competitors	Relay Peewee		
112	Qualifying Schedule	Relay Peewee		
113	Results	Relay Peewee	R2K	Final
114	Distance Classification	Relay Peewee	R2K	
115	Relay Participants	Relay Peewee		
116	List of Competitors	Relay C		
117	Qualifying Schedule	Relay C		
118	Results	Relay C	R2K -	Final
119	Distance Classification	Relay C	R2K	
120	Relay Participants	Relay C		
121	List of Competitors	Relay Novice		
122	Qualifying Schedule	Relay Novice		
123	Results	Relay Novice	R2K	Final
124	Distance Classification	Relay Novice	R2K	
125	Relay Participants	Relay Novice		
126	List of Infractions			





THE OLYMPIC'S 20th YEAR CUP

ALBERTVILLE

2012, Nov. 24-25



Officials

Org. Comm.

President Joel UNTERSINGER

Representative FFSG Michel LOSCOS

Chief Official

Referee Alessandro MAURI

1. Ass. Referee Bernard FAURE

Ass. Referee Alain JEANNE

Starter Michel PRIGENT

Starter Philippe GLAUDA

Competitors Steward Jean-Paul DELAMARRE

Competitors Steward Francois MELINE

Competitors Steward Christel PETZSCHKE

Photo Finish Reinier OOSTHEIM

Video Andrea THORNTON

Technic Piet BROEKHUIZEN

Announcer Emmanuel CROLET

Official

Lap Counter Sophie PIOT

Lap Counter Manu MAGRO

Heat Box M. Therese PAGLIA FAURE

Heat Box Jean-Pierre BRUGNA

Track Steward Camille BEAUFOUR

Tack Steward David CURTET

Medical Doctor Pierre BURRACAND

Medical Assistance Francaise CROIX ROUGE

Volunteer

Technical Assistance Gilles CARPENTIER

Admin. Assistance Caty HEYRIAUD

Admin. Assistance Fabienne GLAUDA

Service Annie UNTERSINGER

Service Patricia MARTINEZ

Service Mrs GOULETTE

Service Oceane GOULETTE

Service Julien VOLET

Service Mr CHENOT

Service Marie CHENOT

Service Capucine CHENOT

Service Mr MONTVOISIN





THE OLYMPIC'S 20th YEAR CUP

ALBERTVILLE

2012, Nov. 24-25



Coaches and Teamleaders

France

COENT	Sandrine	Coach	ASM Belfort
VIBOUD	Tiare	Team Leader	CGALE Echirolles
AUDEMARD	Murielle	Coach	CGALE Echirolles
VIBOUD	Coralie	Coach	CGALE Echirolles
COIGNON	Didier	Team Leader	CNPV Neuilly
DANIAU	Yannick	Team Leader	CNPV Neuilly
MORCAMP	Christophe	Team Leader	CVG du Havre
BEAUCHAMP	Xavier	Coach	CVG du Havre
UNTERSINGER	Joel	Coach	OGC Albertville
CURTET	David	Team Leader	OGC Albertville
GASS	Cathérine	Team Leader	Reims PV
GASS	Ghislain	Coach	Reims PV
SODOGAS	Alexis	Coach	US Fontenay
PRIGENT	Laura	Coach	US Fontenay
LEKHAL	Cécile	Team Leader	US Fontenay
PRIGENT	Michel	Team Leader	US Fontenay
MONVOISIN	Mikael	Coach	US Fontenay

Germany

ARLT	Anna	Coach	Mannheimer ERC
------	------	-------	----------------

Italy

CARTA	Eliseo	Team Leader	Pinerolo Sporting CI
CARTA	Eliseo	Team Leader	Pinerolo Torino 2006
PERISSINOTTO	Monica	Team Leader	Velocisti Fiamma Tor
MONTEDURO	Gabriella	Coach	Velocisti Fiamma Tor



Programme

November 24, 2012

09:00	<i>Warming up , L+M S+A+B</i>			
09:10	<i>Warming up , L+M Pee</i>			
09:20	<i>Warming up , L+M Nov</i>			
09:30	<i>Warming up , L+M JunC</i>			
09:40	<i>Ice Res (Full) , Ice Resurface Full</i>			
10:00	L+M Nov	777 meter	Heats	1 - 3
10:10	Ladies PeeWee	500 meter	Heats	4 - 6
10:18	Ladies SAB	1500 (1)meter	Final	7
10:23	Men SAB	1500 meter	Heats	8 - 10
10:36	Ladies Junior C	1000 meter	Heats	11 - 12
10:44	Men Junior C	1000 meter	Heats	13 - 14
10:51	L+M Nov	777 meter	Semi Final	15 - 16
10:59	Ladies PeeWee	500 meter	Semi Final	17 - 18
11:05	Men PeeWee	500(1) meter	Final	19
	<i>cancelled</i>			20
11:07	<i>Ice Res (Track) , Ice Resurface Track</i>			
11:22	Ladies SAB	1500(2) meter	Final	21
11:27	Men SAB	1500 meter	Final	22 - 24
11:43	Ladies Junior C	1000 meter	Final	25 - 26
11:51	Men Junior C	1000 meter	Final	27 - 28
12:00	L+M Nov	777 meter	Final	29 - 31
12:11	Ladies PeeWee	500 meter	Final	32 - 34
	<i>cancelled</i>			35
12:21	Men PeeWee	500(2) meter	Final	36
12:24	<i>Ice Res (Full) , Ice Resurface Full</i>			
14:00	<i>Warming up , L+M S+A+B</i>			
14:10	<i>Warming up , L+M Nov</i>			
14:20	<i>Warming up , L+M Pee</i>			
14:30	<i>Warming up , L+M JunC</i>			
14:40	<i>Ice Res (Full) , Ice Resurface Full</i>			
15:00	Men SAB	500 meter	Heats	37 - 40
15:11	L+M Nov	500 meter	Heats	41 - 43
15:19	Ladies PeeWee	333 meter	Heats	44 - 46
15:26	<i>Ice Res (Track) , Ice Resurface Track</i>			
15:41	Ladies SAB	500(1) meter	Final	47

The program is tentative and subject to change. Starting times will follow the flow of the competition.





THE OLYMPIC'S 20th YEAR CUP

ALBERTVILLE

2012, Nov. 24-25



Programme

November 24, 2012

15:45	Men SAB	500 meter	Semi Final	48 - 51
15:57	Ladies Junior C	500 meter	Heats	52 - 53
16:02	Men Junior C	500 meter	Heats	54 - 55
16:08	L+M Nov	500 meter	Semi Final	56 - 57
16:14	Ladies PeeWee	333 meter	Semi Final	58 - 59
16:20	Men PeeWee	333(1) meter	Final	60
	<i>cancelled</i>			61
16:22	<i>Ice Res (Track) , Ice Resurface Track</i>			
16:37	Ladies SAB	500(2) meter	Final	62
16:40	Men SAB	500 meter	Final	63 - 66
16:53	Ladies Junior C	500 meter	Final	67 - 68
17:00	Men Junior C	500 meter	Final	69 - 70
17:06	L+M Nov	500 meter	Final	71 - 73
17:16	Ladies PeeWee	333 meter	Final	74 - 76
	<i>cancelled</i>			77
17:25	Men PeeWee	333(2) meter	Final	78
17:28	<i>Ice Res (Full) , Ice Resurface Full</i>			
17:48	<i>Ceremony , Waiting Time</i>			
17:58	Relay Peewee	2000 m Relay	Final	79
18:05	Relay Novice	2000 m Relay	Final	80
18:12	Relay C	2000 m Relay	Final	81
18:19	Relay SAB	3000 m Relay	Final	82
18:27	<i>Ceremony , Ceremony</i>			

The program is tentative and subject to change. Starting times will follow the flow of the competition.



Programme

November 25, 2012

09:00	<i>Warming up , L+M S+A+B</i>			
09:10	<i>Warming up , L+M JunC</i>			
09:20	<i>Warming up , L+M Nov</i>			
09:30	<i>Warming up , L+M Pee</i>			
09:40	<i>Ice Res (Track) , Ice Resurface Track</i>			
09:50	Men SAB	1000 meter	Heats	83 - 86
10:04	L+M Nov	333 meter	Heats	87 - 89
10:12	Ladies PeeWee	222 meter	Heats	90 - 92
10:19	<i>Ice Res (Track) , Ice Resurface Track</i>			
10:34	Ladies SAB	1000(1) meter	Final	93
10:38	Men SAB	1000 meter	Semi Final	94 - 97
10:54	Ladies Junior C	777 meter	Heats	98 - 99
11:01	Men Junior C	777 meter	Heats	100 - 101
11:08	L+M Nov	333 meter	Semi Final	102 - 103
11:13	Ladies PeeWee	222 meter	Semi Final	104 - 105
11:19	Men PeeWee	222(1) meter	Final	106
11:21	<i>Ice Res (Track) , Ice Resurface Track</i>			
11:31	Ladies SAB	1000(2) meter	Final	107
11:36	Men SAB	1000 meter	Final	108 - 111
11:52	Ladies Junior C	777 meter	Final	112 - 113
12:00	Men Junior C	777 meter	Final	114 - 115
12:08	L+M Nov	333 meter	Final	116 - 118
12:17	Ladies PeeWee	222 meter	Final	119 - 121
12:25	Men PeeWee	222(2) meter	Final	122
12:28	<i>Ice Res (Full) , Ice Resurface Full</i>			
12:48	Ladies PeeWee	777 meter	Super Final	123
12:52	Men PeeWee	777 meter	Super Final	124
12:55	L+M Nov	1000 meter	Super Final	125
12:59	Ladies Junior C	1500 meter	Super Final	126
13:03	Men Junior C	1500 meter	Super Final	127
13:08	Ladies SAB	1500 meter	Super Final	128
13:12	Men SAB	1500 m SF	Super Final	129
13:17	<i>Ice Res (Full) , Ice Resurface Full</i>			
13:32	Relay C	2000 m Relay	-	130
13:39	Relay SAB	3000 m Relay	-	131
14:00	<i>Ceremony , Awards</i>			

The program is tentative and subject to change. Starting times will follow the flow of the competition.





THE OLYMPIC'S 20th YEAR CUP

ALBERTVILLE

2012, Nov. 24-25



Programme

November 25, 2012

14:30 *end*

The program is tentative and subject to change. Starting times will follow the flow of the competition.





THE OLYMPIC'S 20th YEAR CUP

ALBERTVILLE

2012, Nov. 24-25



List of Competitors

Ladies Junior C

19	MAURICE	Margaux	CGALE	FRA	STFRA20207199701
32	PAULINE	Drouet	CVGH	FRA	STFRA22007199803
33	GUILLERMIN	Charlotte	CVGH	FRA	STFRA21606199801
35	WEBER	Marie	CVGH	FRA	STFRA21106199801
56	MONVOISIN	Aurélie	USF	FRA	STFRA22512199701
57	DAUDET	Gwendoline	USF	FRA	STFRA22811199801
66	FRECCERO	Aglaia	VFT	ITA	STITA20504199801
67	VIGLIANISI	Nicole	VFT	ITA	STITA21102199901





THE OLYMPIC'S 20th YEAR CUP

ALBERTVILLE

2012, Nov. 24-25



Qualification

Ladies Junior C

(7 competitors)

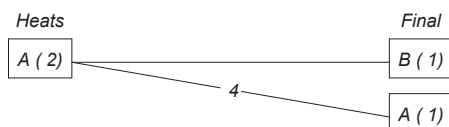
November 24, 2012

10:36	11 - 12	2	Heats	1000	2x1+2x2	qualify for Final 1000 Group 1 others continue in Final 1000 Group 2
11:43	25	1	Final	1000		
11:47	26	1	Final	1000		qualify for Heats 500 Group 1
15:57	52 - 53	2	Heats	500	2x1+2x2	qualify for Final 500 Group 1 others continue in Final 500 Group 2
16:53	67	1	Final	500		
16:57	68	1	Final	500		qualify for Heats 777 Group 1

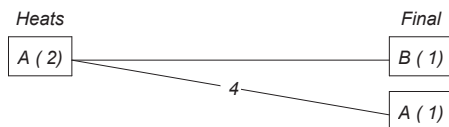
November 25, 2012

10:54	98 - 99	2	Heats	777	2x1+2x2	qualify for Final 777 Group 1 others continue in Final 777 Group 2
11:52	112	1	Final	777		
11:56	113	1	Final	777		qualify for Super Final 1500 Group 1
12:59	126	1	Super Final	1500		

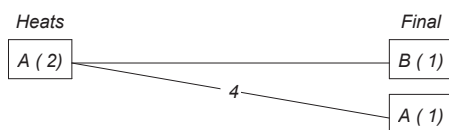
1000



500



777



Heats 1000 meter Ladies Junior C

Race 11, Group 1 (1 of 2)

Fin	Nr	Name	Abr	Nat	Time	Pnts	>>
1	19	Margaux MAURICE	CGALE	FRA	1:48.804		Q
2	67	Nicole VIGLIANISI	VFT	ITA	1:51.450		Q
3	57	Gwendoline DAUDET	USF	FRA	1:52.506		
4	32	Drouet PAULINE	CVGH	FRA	2:08.904		

Race 12, Group 1 (2 of 2)

Fin	Nr	Name	Abr	Nat	Time	Pnts	>>
1	56	Aurélie MONVOISIN	USF	FRA	0.000		Q
2	33	Charlotte GUILLERMIN	CVGH	FRA	0.000		Q
3	35	Marie WEBER	CVGH	FRA	0.000		
ns	66	Aglaia FRECCERO	VFT	ITA	no start		

Final 1000 meter Ladies Junior C

Race 25, Group 2 (1 of 1)

Fin	Nr	Name	Abr	Nat	Time	Pnts	>>
1	57	Gwendoline DAUDET	USF	FRA	1:55.904		
2	32	Drouet PAULINE	CVGH	FRA	2:05.972		
3	35	Marie WEBER	CVGH	FRA	2:16.352		

Race 26, Group 1 (1 of 1)

Fin	Nr	Name	Abr	Nat	Time	Pnts	>>
1	56	Aurélie MONVOISIN	USF	FRA	1:52.480	34	
2	19	Margaux MAURICE	CGALE	FRA	1:52.707	21	
3	33	Charlotte GUILLERMIN	CVGH	FRA	1:55.755	13	
4	67	Nicole VIGLIANISI	VFT	ITA	1:56.285	8	





THE OLYMPIC'S 20th YEAR CUP

ALBERTVILLE

2012, Nov. 24-25



Distance Classification 1000 meter Ladies Junior C

Rank	#	Name	Team	ISU	Fin		Time
Final Group 1							
1	56	Aur�lie MONVOISIN	USF	FRA	1	1-1	1:52.480
2	19	Margaux MAURICE	CGALE	FRA	2	2-1	1:48.804
3	33	Charlotte GUILLERMIN	CVGH	FRA	3	3-2	1:55.755
4	67	Nicole VIGLIANISI	VFT	ITA	4	4-2	1:51.450
Final Group 2							
5	57	Gwendoline DAUDET	USF	FRA	1	1-3	1:52.506
6	32	Drouet PAULINE	CVGH	FRA	2	2-4	2:05.972
7	35	Marie WEBER	CVGH	FRA	3	3-3	2:16.352





THE OLYMPIC'S 20th YEAR CUP

ALBERTVILLE

2012, Nov. 24-25



Heats 500 meter Ladies Junior C

Race 52, Group 1 (1 of 2)

<i>Fin</i>	<i>Nr</i>	<i>Name</i>	<i>Abr</i>	<i>Nat</i>	<i>Time</i>	<i>Pnts</i>	<i>>></i>
1	19	Margaux MAURICE	CGALE	FRA	49.191		Q
2	33	Charlotte GUILLERMIN	CVGH	FRA	51.817		Q
3	57	Gwendoline DAUDET	USF	FRA	53.539		
4	35	Marie WEBER	CVGH	FRA	1:02.243		

Race 53, Group 1 (2 of 2)

<i>Fin</i>	<i>Nr</i>	<i>Name</i>	<i>Abr</i>	<i>Nat</i>	<i>Time</i>	<i>Pnts</i>	<i>>></i>
1	56	Aur�lie MONVOISIN	USF	FRA	47.819		Q
2	67	Nicole VIGLIANISI	VFT	ITA	54.496		Q
3	32	Drouet PAULINE	CVGH	FRA	58.709		

Final 500 meter Ladies Junior C

Race 67, Group 2 (1 of 1)

<i>Fin</i>	<i>Nr</i>	<i>Name</i>	<i>Abr</i>	<i>Nat</i>	<i>Time</i>	<i>Pnts</i>	<i>>></i>
1	57	Gwendoline DAUDET	USF	FRA	55.496		
2	32	Drouet PAULINE	CVGH	FRA	58.746		
3	35	Marie WEBER	CVGH	FRA	1:02.892		

Race 68, Group 1 (1 of 1)

<i>Fin</i>	<i>Nr</i>	<i>Name</i>	<i>Abr</i>	<i>Nat</i>	<i>Time</i>	<i>Pnts</i>	<i>>></i>
1	56	Aur�lie MONVOISIN	USF	FRA	48.017	34	
2	19	Margaux MAURICE	CGALE	FRA	48.184	21	
3	33	Charlotte GUILLERMIN	CVGH	FRA	52.123	13	
4	67	Nicole VIGLIANISI	VFT	ITA	54.288	8	





THE OLYMPIC'S 20th YEAR CUP

ALBERTVILLE

2012, Nov. 24-25



Distance Classification 500 meter Ladies Junior C

Rank	#	Name	Team	ISU	Fin		Time
Final Group 1							
1	56	Aur�lie MONVOISIN	USF	FRA	1	1-1	47.819
2	19	Margaux MAURICE	CGALE	FRA	2	2-1	48.184
3	33	Charlotte GUILLERMIN	CVGH	FRA	3	3-2	51.817
4	67	Nicole VIGLIANISI	VFT	ITA	4	4-2	54.288
Final Group 2							
5	57	Gwendoline DAUDET	USF	FRA	1	1-3	53.539
6	32	Drouet PAULINE	CVGH	FRA	2	2-3	58.709
7	35	Marie WEBER	CVGH	FRA	3	3-4	1:02.243





THE OLYMPIC'S 20th YEAR CUP

ALBERTVILLE

2012, Nov. 24-25



Heats 777 meter Ladies Junior C

Race 98, Group 1 (1 of 2)

<i>Fin</i>	<i>Nr</i>	<i>Name</i>	<i>Abr</i>	<i>Nat</i>	<i>Time</i>	<i>Pnts</i>	<i>>></i>
1	56	Aurélie MONVOISIN	USF	FRA	1:28.976		Q
2	67	Nicole VIGLIANISI	VFT	ITA	1:30.986		Q
3	32	Drouet PAULINE	CVGH	FRA	1:38.284		

Race 99, Group 1 (2 of 2)

<i>Fin</i>	<i>Nr</i>	<i>Name</i>	<i>Abr</i>	<i>Nat</i>	<i>Time</i>	<i>Pnts</i>	<i>>></i>
1	19	Margaux MAURICE	CGALE	FRA	1:21.526		Q
2	33	Charlotte GUILLERMIN	CVGH	FRA	0.000		Q
3	57	Gwendoline DAUDET	USF	FRA	1:26.115		
4	35	Marie WEBER	CVGH	FRA	1:28.962		

Final 777 meter Ladies Junior C

Race 112, Group 2 (1 of 1)

<i>Fin</i>	<i>Nr</i>	<i>Name</i>	<i>Abr</i>	<i>Nat</i>	<i>Time</i>	<i>Pnts</i>	<i>>></i>
1	57	Gwendoline DAUDET	USF	FRA	1:27.987		
2	32	Drouet PAULINE	CVGH	FRA	1:35.990		
3	35	Marie WEBER	CVGH	FRA	1:39.030		

Race 113, Group 1 (1 of 1)

<i>Fin</i>	<i>Nr</i>	<i>Name</i>	<i>Abr</i>	<i>Nat</i>	<i>Time</i>	<i>Pnts</i>	<i>>></i>
1	56	Aurélie MONVOISIN	USF	FRA	1:25.868	34	
2	19	Margaux MAURICE	CGALE	FRA	1:26.168	21	
3	33	Charlotte GUILLERMIN	CVGH	FRA	1:28.651	13	
4	67	Nicole VIGLIANISI	VFT	ITA	1:29.518	8	





THE OLYMPIC'S 20th YEAR CUP

ALBERTVILLE

2012, Nov. 24-25



Distance Classification 777 meter Ladies Junior C

Rank	#	Name	Team	ISU	Fin		Time
Final Group 1							
1	56	Aur�lie MONVOISIN	USF	FRA	1	1-1	1:25.868
2	19	Margaux MAURICE	CGALE	FRA	2	2-1	1:21.526
3	33	Charlotte GUILLERMIN	CVGH	FRA	3	3-2	1:28.651
4	67	Nicole VIGLIANISI	VFT	ITA	4	4-2	1:29.518
Final Group 2							
5	57	Gwendoline DAUDET	USF	FRA	1	1-3	1:26.115
6	32	Drouet PAULINE	CVGH	FRA	2	2-3	1:35.990
7	35	Marie WEBER	CVGH	FRA	3	3-4	1:28.962





THE OLYMPIC'S 20th YEAR CUP

ALBERTVILLE

2012, Nov. 24-25



Super Final 1500 meter Ladies Junior C

Race 126, Group 1 (1 of 1)

<i>Fin</i>	<i>Nr</i>	<i>Name</i>	<i>Abr</i>	<i>Nat</i>	<i>Time</i>	<i>Pnts</i>	>>
1	56	Aur�lie MONVOISIN	USF	FRA	2:54.988	34	
2	19	Margaux MAURICE	CGALE	FRA	2:56.018	21	
3	33	Charlotte GUILLERMIN	CVGH	FRA	2:59.303	13	
4	67	Nicole VIGLIANISI	VFT	ITA	2:59.660	8	





THE OLYMPIC'S 20th YEAR CUP

ALBERTVILLE

2012, Nov. 24-25



Distance Classification 1500 meter Ladies Junior C

Rank	#	Name	Team	ISU	Fin		Time
Super Final Group 1							
1	56	Aurélie MONVOISIN	USF	FRA	1	1	2:54.988
2	19	Margaux MAURICE	CGALE	FRA	2	2	2:56.018
3	33	Charlotte GUILLERMIN	CVGH	FRA	3	3	2:59.303
4	67	Nicole VIGLIANISI	VFT	ITA	4	4	2:59.660





THE OLYMPIC'S 20th YEAR CUP

ALBERTVILLE

2012, Nov. 24-25



Overall Classification Ladies Junior C

Rank	#	Name	Team	ISU	FP	CDR	time
1	56	Aur�lie MONVOISIN	USF	FRA	136	4	1-1-1-1 1:52.480
2	19	Margaux MAURICE	CGALE	FRA	84	8	2-2-2-2 1:48.804
3	33	Charlotte GUILLERMIN	CVGH	FRA	52	12	3-3-3-3 1:55.755
4	67	Nicole VIGLIANISI	VFT	ITA	32	16	4-4-4-4 1:51.450
5	57	Gwendoline DAUDET	USF	FRA		20	5-5-5-5 1:52.506
6	32	Drouet PAULINE	CVGH	FRA		23	6-6-6-5 2:05.972
7	35	Marie WEBER	CVGH	FRA		26	7-7-7-5 2:16.352





THE OLYMPIC'S 20th YEAR CUP

ALBERTVILLE

2012, Nov. 24-25



List of Competitors

Men Junior C

6	MELINE	Quentin	ASMB	FRA	STFRA10709199701
20	AUDEMARD	Kevin	CGALE	FRA	STFRA12304199801
36	BENJAMIN	Morcamp	CVGH	FRA	STFRA10309199801
37	FERCOQ	Quentin	CVGH	FRA	STFRA10503199901
48	GONIN	Marco	PIN	ITA	STITA10109199701
58	VACHERON	Cyprien	USF	FRA	STFRA12602199901
59	FLORAC	Clément	USF	FRA	STFRA11801199801
60	KHELLAF	Théo	USF	FRA	STFRA12111199801





THE OLYMPIC'S 20th YEAR CUP

ALBERTVILLE

2012, Nov. 24-25



Qualification

Men Junior C

(7 competitors)

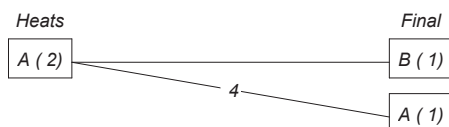
November 24, 2012

10:44	13 - 14	2	Heats	1000	2x1+2x2	qualify for Final 1000 Group 1 others continue in Final 1000 Group 2
11:51	27	1	Final	1000		
11:56	28	1	Final	1000		qualify for Heats 500 Group 1
16:02	54 - 55	2	Heats	500	2x1+2x2	qualify for Final 500 Group 1 others continue in Final 500 Group 2
17:00	69	1	Final	500		
17:03	70	1	Final	500		qualify for Heats 777 Group 1

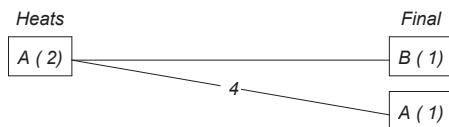
November 25, 2012

11:01	100 - 101	2	Heats	777	2x1+2x2	qualify for Final 777 Group 1 others continue in Final 777 Group 2
12:00	114	1	Final	777		
12:04	115	1	Final	777		qualify for Super Final 1500 Group 1
13:03	127	1	Super Final	1500		

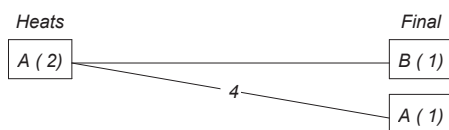
1000



500



777



Heats 1000 meter Men Junior C

Race 13, Group 1 (1 of 2)

Fin	Nr	Name	Abr	Nat	Time	Pnts	>>
1	59	Clément FLORAC	USF	FRA	1:48.624		Q
2	6	Quentin MELINE	ASMB	FRA	1:49.280		Q
3	36	Morcamp BENJAMIN	CVGH	FRA	1:54.617		
4	20	Kevin AUDEMARD	CGALE	FRA	1:56.881		

Race 14, Group 1 (2 of 2)

Fin	Nr	Name	Abr	Nat	Time	Pnts	>>
1	37	Quentin FERCOQ	CVGH	FRA	1:41.280		Q
2	58	Cyprien VACHERON	USF	FRA	1:44.294		Q
3	48	Marco GONIN	PIN	ITA	1:44.379		
4	60	Théo KHELLAF	USF	FRA	1:53.530		

Final 1000 meter Men Junior C

Race 27, Group 2 (1 of 1)

Fin	Nr	Name	Abr	Nat	Time	Pnts	>>
1	48	Marco GONIN	PIN	ITA	1:50.948		
2	60	Théo KHELLAF	USF	FRA	1:52.658		
3	36	Morcamp BENJAMIN	CVGH	FRA	1:57.916		
4	20	Kevin AUDEMARD	CGALE	FRA	2:01.959		

Race 28, Group 1 (1 of 1)

Fin	Nr	Name	Abr	Nat	Time	Pnts	>>
1	37	Quentin FERCOQ	CVGH	FRA	1:44.406	34	
2	58	Cyprien VACHERON	USF	FRA	1:46.036	21	
3	59	Clément FLORAC	USF	FRA	1:46.188	13	
4	6	Quentin MELINE	ASMB	FRA	1:48.473	8	





THE OLYMPIC'S 20th YEAR CUP

ALBERTVILLE

2012, Nov. 24-25



Distance Classification 1000 meter Men Junior C

Rank	#	Name	Team	ISU	Fin		Time
Final Group 1							
1	37	Quentin FERCOQ	CVGH	FRA	1	1-1	1:41.280
2	58	Cyprien VACHERON	USF	FRA	2	2-2	1:44.294
3	59	Clément FLORAC	USF	FRA	3	3-1	1:46.188
4	6	Quentin MELINE	ASMB	FRA	4	4-2	1:48.473
Final Group 2							
5	48	Marco GONIN	PIN	ITA	1	1-3	1:44.379
6	60	Théo KHELLAF	USF	FRA	2	2-4	1:52.658
7	36	Morcamp BENJAMIN	CVGH	FRA	3	3-3	1:54.617
8	20	Kevin AUDEMARD	CGALE	FRA	4	4-4	1:56.881



Heats 500 meter Men Junior C

Race 54, Group 1 (1 of 2)

<i>Fin</i>	<i>Nr</i>	<i>Name</i>	<i>Abr</i>	<i>Nat</i>	<i>Time</i>	<i>Pnts</i>	>>
1	37	Quentin FERCOQ	CVGH	FRA	47.039		Q
2	59	Clément FLORAC	USF	FRA	50.244		Q
3	48	Marco GONIN	PIN	ITA	1:07.517		

Race 55, Group 1 (2 of 2)

<i>Fin</i>	<i>Nr</i>	<i>Name</i>	<i>Abr</i>	<i>Nat</i>	<i>Time</i>	<i>Pnts</i>	>>
1	58	Cyprien VACHERON	USF	FRA	50.979		Q
2	6	Quentin MELINE	ASMB	FRA	52.166		Q
3	60	Théo KHELLAF	USF	FRA	52.555		
4	20	Kevin AUDEMARD	CGALE	FRA	57.308		

Final 500 meter Men Junior C

Race 69, Group 2 (1 of 1)

<i>Fin</i>	<i>Nr</i>	<i>Name</i>	<i>Abr</i>	<i>Nat</i>	<i>Time</i>	<i>Pnts</i>	>>
1	48	Marco GONIN	PIN	ITA	51.974		
2	60	Théo KHELLAF	USF	FRA	52.686		
3	20	Kevin AUDEMARD	CGALE	FRA	56.956		

Race 70, Group 1 (1 of 1)

<i>Fin</i>	<i>Nr</i>	<i>Name</i>	<i>Abr</i>	<i>Nat</i>	<i>Time</i>	<i>Pnts</i>	>>
1	37	Quentin FERCOQ	CVGH	FRA	47.347	34	
2	58	Cyprien VACHERON	USF	FRA	49.680	21	
3	59	Clément FLORAC	USF	FRA	49.857	13	
4	6	Quentin MELINE	ASMB	FRA	52.559	8	





THE OLYMPIC'S 20th YEAR CUP

ALBERTVILLE

2012, Nov. 24-25



Distance Classification 500 meter Men Junior C

Rank	#	Name	Team	ISU	Fin		Time
Final Group 1							
1	37	Quentin FERCOQ	CVGH	FRA	1	1-1	47.039
2	58	Cyprien VACHERON	USF	FRA	2	2-1	49.680
3	59	Clément FLORAC	USF	FRA	3	3-2	49.857
4	6	Quentin MELINE	ASMB	FRA	4	4-2	52.166
Final Group 2							
5	48	Marco GONIN	PIN	ITA	1	1-3	51.974
6	60	Théo KHELLAF	USF	FRA	2	2-3	52.555
7	20	Kevin AUDEMARD	CGALE	FRA	3	3-4	56.956





THE OLYMPIC'S 20th YEAR CUP

ALBERTVILLE

2012, Nov. 24-25



Heats 777 meter Men Junior C

Race 100, Group 1 (1 of 2)

<i>Fin</i>	<i>Nr</i>	<i>Name</i>	<i>Abr</i>	<i>Nat</i>	<i>Time</i>	<i>Pnts</i>	<i>>></i>
1	60	Théo KHELLAF	USF	FRA	1:26.577		Q
2	58	Cyprien VACHERON	USF	FRA	1:28.399		Q
3	6	Quentin MELINE	ASMB	FRA	1:28.553		
4	20	Kevin AUDEMARD	CGALE	FRA	1:32.093		

Race 101, Group 1 (2 of 2)

<i>Fin</i>	<i>Nr</i>	<i>Name</i>	<i>Abr</i>	<i>Nat</i>	<i>Time</i>	<i>Pnts</i>	<i>>></i>
1	37	Quentin FERCOQ	CVGH	FRA	1:14.046		Q
2	59	Clément FLORAC	USF	FRA	1:20.651		Q
3	48	Marco GONIN	PIN	ITA	1:20.897		

Final 777 meter Men Junior C

Race 114, Group 2 (1 of 1)

<i>Fin</i>	<i>Nr</i>	<i>Name</i>	<i>Abr</i>	<i>Nat</i>	<i>Time</i>	<i>Pnts</i>	<i>>></i>
1	48	Marco GONIN	PIN	ITA	1:22.145		
2	6	Quentin MELINE	ASMB	FRA	1:22.428		
3	20	Kevin AUDEMARD	CGALE	FRA	1:30.316		

Race 115, Group 1 (1 of 1)

<i>Fin</i>	<i>Nr</i>	<i>Name</i>	<i>Abr</i>	<i>Nat</i>	<i>Time</i>	<i>Pnts</i>	<i>>></i>
1	37	Quentin FERCOQ	CVGH	FRA	1:22.421	34	
2	58	Cyprien VACHERON	USF	FRA	1:23.029	21	
3	59	Clément FLORAC	USF	FRA	1:23.255	13	
4	60	Théo KHELLAF	USF	FRA	1:26.997	8	





THE OLYMPIC'S 20th YEAR CUP

ALBERTVILLE

2012, Nov. 24-25



Distance Classification 777 meter Men Junior C

Rank	#	Name	Team	ISU	Fin		Time
Final Group 1							
1	37	Quentin FERCOQ	CVGH	FRA	1	1-1	1:14.046
2	58	Cyprien VACHERON	USF	FRA	2	2-2	1:23.029
3	59	Clément FLORAC	USF	FRA	3	3-2	1:20.651
4	60	Théo KHELLAF	USF	FRA	4	4-1	1:26.577
Final Group 2							
5	48	Marco GONIN	PIN	ITA	1	1-3	1:20.897
6	6	Quentin MELINE	ASMB	FRA	2	2-3	1:22.428
7	20	Kevin AUDEMARD	CGALE	FRA	3	3-4	1:30.316





THE OLYMPIC'S 20th YEAR CUP

ALBERTVILLE

2012, Nov. 24-25



Super Final 1500 meter Men Junior C

Race 127, Group 1 (1 of 1)

<i>Fin</i>	<i>Nr</i>	<i>Name</i>	<i>Abr</i>	<i>Nat</i>	<i>Time</i>	<i>Pnts</i>	>>
1	37	Quentin FERCOQ	CVGH	FRA	2:33.332	34	
2	58	Cyprien VACHERON	USF	FRA	2:45.325	21	
3	59	Clément FLORAC	USF	FRA	2:47.308	13	
4	6	Quentin MELINE	ASMB	FRA	2:49.851	8	
5	60	Théo KHELLAF	USF	FRA	2:53.026	5	





THE OLYMPIC'S 20th YEAR CUP

ALBERTVILLE

2012, Nov. 24-25



Distance Classification 1500 meter Men Junior C

Rank	#	Name	Team	ISU	Fin		Time
Super Final Group 1							
1	37	Quentin FERCOQ	CVGH	FRA	1	1	2:33.332
2	58	Cyprien VACHERON	USF	FRA	2	2	2:45.325
3	59	Clément FLORAC	USF	FRA	3	3	2:47.308
4	6	Quentin MELINE	ASMB	FRA	4	4	2:49.851
5	60	Théo KHELLAF	USF	FRA	5	5	2:53.026





THE OLYMPIC'S 20th YEAR CUP

ALBERTVILLE

2012, Nov. 24-25



Overall Classification Men Junior C

Rank	#	Name	Team	ISU	FP	CDR	time	
1	37	Quentin FERCOQ	CVGH	FRA	136	4	1-1-1-1	1:41.280
2	58	Cyprien VACHERON	USF	FRA	84	8	2-2-2-2	1:44.294
3	59	Clément FLORAC	USF	FRA	52	12	3-3-3-3	1:46.188
4	6	Quentin MELINE	ASMB	FRA	24	18	4-4-6-4	1:48.473
5	60	Théo KHELLAF	USF	FRA	13	21	6-6-4-5	1:52.658
6	48	Marco GONIN	PIN	ITA		21	5-5-5-6	1:44.379
7	20	Kevin AUDEMARD	CGALE	FRA		28	8-7-7-6	1:56.881
8	36	Morcamp BENJAMIN	CVGH	FRA		29	7-8-8-6	1:54.617





THE OLYMPIC'S 20th YEAR CUP

ALBERTVILLE

2012, Nov. 24-25



List of Competitors

Ladies PeeWee

10	CANTERO	Eva	CGALE	FRA	STFRA20901200401
11	LEVEQUE	Cloe	CGALE	FRA	STFRA20601200301
12	RIBAS	Emeline	CGALE	FRA	STFRA22202200401
13	RIVAL	Coralie	CGALE	FRA	STFRA22011200301
14	CANTERO	Léa	CGALE	FRA	STFRA21112200101
15	LEVEQUE	Aurelie	CGALE	FRA	STFRA21407200101
23	NOGUEIRA	Laura	CNPV	FRA	STFRA22608200201
29	MORCAMP	Caroline	CVGH	FRA	STFRA21405200201
30	HAUGUEL	Léa	CVGH	FRA	STFRA21407200301
42	CHENOT	Jeanne	OGCA	FRA	STFRA20709200301
64	VIGLIANISI	Gaia	VFT	ITA	STITA21806200201



Qualification

Ladies PeeWee

(11 competitors)

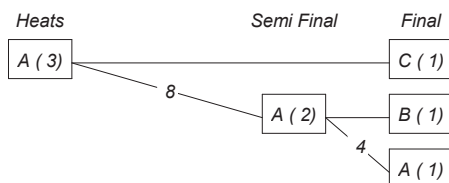
November 24, 2012

10:10	4 - 6	3	Heats	500	3x1+3x2 + 2x3	qualify for Semi Final 500 Group 1 others continue in Final 500 Group 3
10:59	17 - 18	2	Semi Final	500	2x1+2x2	qualify for Final 500 Group 1 others continue in Final 500 Group 2
12:11	32	1	Final	500		
12:15	33	1	Final	500		
12:18	34	1	Final	500		qualify for Heats 333 Group 1
15:19	44 - 46	3	Heats	333	3x1+3x2 + 2x3	qualify for Semi Final 333 Group 1 others continue in Final 333 Group 3
16:14	58 - 59	2	Semi Final	333	2x1+2x2	qualify for Final 333 Group 1 others continue in Final 333 Group 2
17:16	74	1	Final	333		
17:19	75	1	Final	333		
17:22	76	1	Final	333		qualify for Heats 222 Group 1

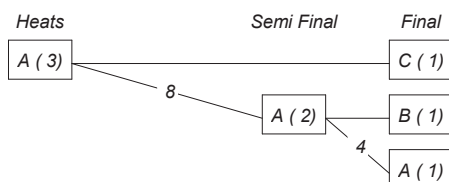
November 25, 2012

10:12	90 - 92	3	Heats	222	3x1+3x2 + 2x3	qualify for Semi Final 222 Group 1 others continue in Final 222 Group 3
11:13	104 - 105	2	Semi Final	222	2x1+2x2	qualify for Final 222 Group 1 others continue in Final 222 Group 2
12:17	119	1	Final	222		
12:20	120	1	Final	222		
12:23	121	1	Final	222		qualify for Super Final 777 Group 1
12:48	123	1	Super Final	777		

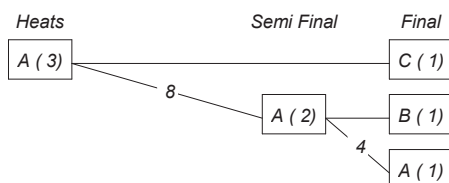
500



333



222



Heats 500 meter Ladies PeeWee

Race 4, Group 1 (1 of 3)

Fin	Nr	Name	Abr	Nat	Time	Pnts	>>
1	23	Laura NOGUEIRA	CNPV	FRA	1:07.779		Q
2	42	Jeanne CHENOT	OGCA	FRA	1:10.039		Q
3	12	Emeline RIBAS	CGALE	FRA	1:12.684		
p	13	Coralie RIVAL	CGALE	FRA		penalty	

Race 5, Group 1 (2 of 3)

Fin	Nr	Name	Abr	Nat	Time	Pnts	>>
1	14	Léa CANTERO	CGALE	FRA	1:01.133		Q
2	29	Caroline MORCAMP	CVGH	FRA	1:02.824		Q
3	10	Eva CANTERO	CGALE	FRA	1:03.962		q

Race 6, Group 1 (3 of 3)

Fin	Nr	Name	Abr	Nat	Time	Pnts	>>
1	64	Gaia VIGLIANISI	VFT	ITA	59.443		Q
2	30	Léa HAUGUEL	CVGH	FRA	1:00.701		Q
3	15	Aurelie LEVEQUE	CGALE	FRA	1:01.150		q
4	11	Cloe LEVEQUE	CGALE	FRA	1:21.909		

Semi Final 500 meter Ladies PeeWee

Race 17, Group 1 (1 of 2)

Fin	Nr	Name	Abr	Nat	Time	Pnts	>>
1	14	Léa CANTERO	CGALE	FRA	1:00.986		Q
2	29	Caroline MORCAMP	CVGH	FRA	1:02.715		Q
3	10	Eva CANTERO	CGALE	FRA	1:02.988		
4	23	Laura NOGUEIRA	CNPV	FRA	1:09.213		

Race 18, Group 1 (2 of 2)

Fin	Nr	Name	Abr	Nat	Time	Pnts	>>
1	64	Gaia VIGLIANISI	VFT	ITA	59.988		Q
2	30	Léa HAUGUEL	CVGH	FRA	1:00.818		Q
3	15	Aurelie LEVEQUE	CGALE	FRA	1:01.228		
4	42	Jeanne CHENOT	OGCA	FRA	1:13.746		

Final 500 meter Ladies PeeWee

Race 32, Group 3 (1 of 1)

Fin	Nr	Name	Abr	Nat	Time	Pnts	>>
1	13	Coralie RIVAL	CGALE	FRA	1:09.012		
2	11	Cloe LEVEQUE	CGALE	FRA	1:13.774		
3	12	Emeline RIBAS	CGALE	FRA	1:14.578		

Race 33, Group 2 (1 of 1)

Fin	Nr	Name	Abr	Nat	Time	Pnts	>>
1	15	Aurelie LEVEQUE	CGALE	FRA	1:01.902		
2	42	Jeanne CHENOT	OGCA	FRA	1:11.734		
3	10	Eva CANTERO	CGALE	FRA	1:12.644		
4	23	Laura NOGUEIRA	CNPV	FRA	1:21.680		





THE OLYMPIC'S 20th YEAR CUP

ALBERTVILLE

2012, Nov. 24-25



Race 34, Group 1 (1 of 1)

<i>Fin</i>	<i>Nr</i>	<i>Name</i>	<i>Abr</i>	<i>Nat</i>	<i>Time</i>	<i>Pnts</i>	>>
1	64	Gaia VIGLIANISI	VFT	ITA	59.495	34	
2	30	Léa HAUGUEL	CVGH	FRA	59.874	21	
3	14	Léa CANTERO	CGALE	FRA	1:00.509	13	
4	29	Caroline MORCAMP	CVGH	FRA	1:04.743	8	





THE OLYMPIC'S 20th YEAR CUP

ALBERTVILLE

2012, Nov. 24-25



Distance Classification 500 meter Ladies PeeWee

Rank	#	Name	Team	ISU	Fin		Time
Final Group 1							
1	64	Gaia VIGLIANISI	VFT	ITA	1	1-1-1	59.443
2	30	Léa HAUGUEL	CVGH	FRA	2	2-2-2	59.874
3	14	Léa CANTERO	CGALE	FRA	3	3-1-1	1:00.509
4	29	Caroline MORCAMP	CVGH	FRA	4	4-2-2	1:02.715
Final Group 2							
5	15	Aurelie LEVEQUE	CGALE	FRA	1	1-3-3	1:01.150
6	42	Jeanne CHENOT	OGCA	FRA	2	2-4-2	1:10.039
7	10	Eva CANTERO	CGALE	FRA	3	3-3-3	1:02.988
8	23	Laura NOGUEIRA	CNPV	FRA	4	4-4-1	1:07.779
Final Group 3							
9	13	Coralie RIVAL	CGALE	FRA	1	1-P	1:09.012
10	11	Cloe LEVEQUE	CGALE	FRA	2	2-4	1:13.774
11	12	Emeline RIBAS	CGALE	FRA	3	3-3	1:12.684



Heats 333 meter Ladies PeeWee

Race 44, Group 1 (1 of 3)

Fin	Nr	Name	Abr	Nat	Time	Pnts	>>
1	14	Léa CANTERO	CGALE	FRA	0.000		Q
2	29	Caroline MORCAMP	CVGH	FRA	0.000		Q
3	13	Coralie RIVAL	CGALE	FRA	0.000		

Race 45, Group 1 (2 of 3)

Fin	Nr	Name	Abr	Nat	Time	Pnts	>>
1	64	Gaia VIGLIANISI	VFT	ITA	40.923		Q
2	10	Eva CANTERO	CGALE	FRA	44.211		Q
3	42	Jeanne CHENOT	OGCA	FRA	46.991		q
4	12	Emeline RIBAS	CGALE	FRA	48.859		

Race 46, Group 1 (3 of 3)

Fin	Nr	Name	Abr	Nat	Time	Pnts	>>
1	30	Léa HAUGUEL	CVGH	FRA	40.482		Q
2	15	Aurelie LEVEQUE	CGALE	FRA	42.494		Q
3	11	Cloe LEVEQUE	CGALE	FRA	49.374		q
4	23	Laura NOGUEIRA	CNPV	FRA	50.603		

Semi Final 333 meter Ladies PeeWee

Race 58, Group 1 (1 of 2)

Fin	Nr	Name	Abr	Nat	Time	Pnts	>>
1	30	Léa HAUGUEL	CVGH	FRA	40.572		Q
2	14	Léa CANTERO	CGALE	FRA	42.050		Q
3	10	Eva CANTERO	CGALE	FRA	43.720		
4	42	Jeanne CHENOT	OGCA	FRA	45.530		

Race 59, Group 1 (2 of 2)

Fin	Nr	Name	Abr	Nat	Time	Pnts	>>
1	64	Gaia VIGLIANISI	VFT	ITA	40.023		Q
2	15	Aurelie LEVEQUE	CGALE	FRA	41.194		Q
3	29	Caroline MORCAMP	CVGH	FRA	41.420		
4	11	Cloe LEVEQUE	CGALE	FRA	49.764		

Final 333 meter Ladies PeeWee

Race 74, Group 3 (1 of 1)

Fin	Nr	Name	Abr	Nat	Time	Pnts	>>
1	23	Laura NOGUEIRA	CNPV	FRA	46.773		
2	13	Coralie RIVAL	CGALE	FRA	47.316		
3	12	Emeline RIBAS	CGALE	FRA	49.526		

Race 75, Group 2 (1 of 1)

Fin	Nr	Name	Abr	Nat	Time	Pnts	>>
1	29	Caroline MORCAMP	CVGH	FRA	42.722		
2	10	Eva CANTERO	CGALE	FRA	42.890		
3	42	Jeanne CHENOT	OGCA	FRA	48.126		
4	11	Cloe LEVEQUE	CGALE	FRA	50.558		





THE OLYMPIC'S 20th YEAR CUP

ALBERTVILLE

2012, Nov. 24-25



Race 76, Group 1 (1 of 1)

<i>Fin</i>	<i>Nr</i>	<i>Name</i>	<i>Abr</i>	<i>Nat</i>	<i>Time</i>	<i>Pnts</i>	>>
1	64	Gaia VIGLIANISI	VFT	ITA	39.507	34	
2	14	Léa CANTERO	CGALE	FRA	39.754	21	
3	30	Léa HAUGUEL	CVGH	FRA	39.813	13	
4	15	Aurelie LEVEQUE	CGALE	FRA	42.298	8	





THE OLYMPIC'S 20th YEAR CUP

ALBERTVILLE

2012, Nov. 24-25



Distance Classification 333 meter Ladies PeeWee

Rank	#	Name	Team	ISU	Fin		Time
Final Group 1							
1	64	Gaia VIGLIANISI	VFT	ITA	1	1-1-1	39.507
2	14	Léa CANTERO	CGALE	FRA	2	2-2-1	39.754
3	30	Léa HAUGUEL	CVGH	FRA	3	3-1-1	39.813
4	15	Aurelie LEVEQUE	CGALE	FRA	4	4-2-2	41.194
Final Group 2							
5	29	Caroline MORCAMP	CVGH	FRA	1	1-3-2	41.420
6	10	Eva CANTERO	CGALE	FRA	2	2-3-2	42.890
7	42	Jeanne CHENOT	OGCA	FRA	3	3-4-3	45.530
8	11	Cloe LEVEQUE	CGALE	FRA	4	4-4-3	49.374
Final Group 3							
9	23	Laura NOGUEIRA	CNPV	FRA	1	1-4	46.773
10	13	Coralie RIVAL	CGALE	FRA	2	2-3	47.316
11	12	Emeline RIBAS	CGALE	FRA	3	3-4	48.859



Heats 222 meter Ladies PeeWee

Race 90, Group 1 (1 of 3)

Fin	Nr	Name	Abr	Nat	Time	Pnts	>>
1	64	Gaia VIGLIANISI	VFT	ITA	27.478		Q
2	10	Eva CANTERO	CGALE	FRA	29.164		Q
3	42	Jeanne CHENOT	OGCA	FRA	31.320		q
4	12	Emeline RIBAS	CGALE	FRA	33.944		

Race 91, Group 1 (2 of 3)

Fin	Nr	Name	Abr	Nat	Time	Pnts	>>
1	30	Léa HAUGUEL	CVGH	FRA	27.871		Q
2	15	Aurelie LEVEQUE	CGALE	FRA	28.485		Q
3	23	Laura NOGUEIRA	CNPV	FRA	30.730		q
4	13	Coralie RIVAL	CGALE	FRA	31.554		

Race 92, Group 1 (3 of 3)

Fin	Nr	Name	Abr	Nat	Time	Pnts	>>
1	14	Léa CANTERO	CGALE	FRA	28.393		Q
2	29	Caroline MORCAMP	CVGH	FRA	29.179		Q
3	11	Cloe LEVEQUE	CGALE	FRA	33.567		

Semi Final 222 meter Ladies PeeWee

Race 104, Group 1 (1 of 2)

Fin	Nr	Name	Abr	Nat	Time	Pnts	>>
1	30	Léa HAUGUEL	CVGH	FRA	27.729		Q
2	14	Léa CANTERO	CGALE	FRA	27.751		Q
3	10	Eva CANTERO	CGALE	FRA	28.883		
4	42	Jeanne CHENOT	OGCA	FRA	31.223		

Race 105, Group 1 (2 of 2)

Fin	Nr	Name	Abr	Nat	Time	Pnts	>>
1	64	Gaia VIGLIANISI	VFT	ITA	27.662		Q
2	29	Caroline MORCAMP	CVGH	FRA	28.264		Q
3	15	Aurelie LEVEQUE	CGALE	FRA	28.472		
4	23	Laura NOGUEIRA	CNPV	FRA	30.784		

Final 222 meter Ladies PeeWee

Race 119, Group 3 (1 of 1)

Fin	Nr	Name	Abr	Nat	Time	Pnts	>>
1	13	Coralie RIVAL	CGALE	FRA	31.467		
2	11	Cloe LEVEQUE	CGALE	FRA	32.563		
3	12	Emeline RIBAS	CGALE	FRA	35.220		

Race 120, Group 2 (1 of 1)

Fin	Nr	Name	Abr	Nat	Time	Pnts	>>
1	15	Aurelie LEVEQUE	CGALE	FRA	28.878		
2	10	Eva CANTERO	CGALE	FRA	29.539		
3	23	Laura NOGUEIRA	CNPV	FRA	31.007		
4	42	Jeanne CHENOT	OGCA	FRA	32.023		





THE OLYMPIC'S 20th YEAR CUP

ALBERTVILLE

2012, Nov. 24-25



Race 121, Group 1 (1 of 1)

<i>Fin</i>	<i>Nr</i>	<i>Name</i>	<i>Abr</i>	<i>Nat</i>	<i>Time</i>	<i>Pnts</i>	>>
1	64	Gaia VIGLIANISI	VFT	ITA	27.229	34	
2	30	Léa HAUGUEL	CVGH	FRA	27.474	21	
3	14	Léa CANTERO	CGALE	FRA	27.503	13	
4	29	Caroline MORCAMP	CVGH	FRA	29.427	8	





THE OLYMPIC'S 20th YEAR CUP

ALBERTVILLE

2012, Nov. 24-25



Distance Classification 222 meter Ladies PeeWee

Rank	#	Name	Team	ISU	Fin		Time
Final Group 1							
1	64	Gaia VIGLIANISI	VFT	ITA	1	1-1-1	27.229
2	30	Léa HAUGUEL	CVGH	FRA	2	2-1-1	27.474
3	14	Léa CANTERO	CGALE	FRA	3	3-2-1	27.503
4	29	Caroline MORCAMP	CVGH	FRA	4	4-2-2	28.264
Final Group 2							
5	15	Aurelie LEVEQUE	CGALE	FRA	1	1-3-2	28.472
6	10	Eva CANTERO	CGALE	FRA	2	2-3-2	28.883
7	23	Laura NOGUEIRA	CNPV	FRA	3	3-4-3	30.730
8	42	Jeanne CHENOT	OGCA	FRA	4	4-4-3	31.223
Final Group 3							
9	13	Coralie RIVAL	CGALE	FRA	1	1-4	31.467
10	11	Cloe LEVEQUE	CGALE	FRA	2	2-3	32.563
11	12	Emeline RIBAS	CGALE	FRA	3	3-4	33.944





THE OLYMPIC'S 20th YEAR CUP

ALBERTVILLE

2012, Nov. 24-25



Super Final 777 meter Ladies PeeWee

Race 123, Group 1 (1 of 1)

<i>Fin</i>	<i>Nr</i>	<i>Name</i>	<i>Abr</i>	<i>Nat</i>	<i>Time</i>	<i>Pnts</i>	>>
1	30	Léa HAUGUEL	CVGH	FRA	1:34.258	34	
2	14	Léa CANTERO	CGALE	FRA	1:34.872	21	
3	64	Gaia VIGLIANISI	VFT	ITA	1:42.915	13	
4	29	Caroline MORCAMP	CVGH	FRA	2:00.102	8	





THE OLYMPIC'S 20th YEAR CUP

ALBERTVILLE

2012, Nov. 24-25



Distance Classification 777 meter Ladies PeeWee

Rank	#	Name	Team	ISU	Fin		Time
Super Final Group 1							
1	30	Léa HAUGUEL	CVGH	FRA	1	1	1:34.258
2	14	Léa CANTERO	CGALE	FRA	2	2	1:34.872
3	64	Gaia VIGLIANISI	VFT	ITA	3	3	1:42.915
4	29	Caroline MORCAMP	CVGH	FRA	4	4	2:00.102





THE OLYMPIC'S 20th YEAR CUP

ALBERTVILLE

2012, Nov. 24-25



Overall Classification Ladies PeeWee

Rank	#	Name	Team	ISU	FP	CDR	time
1	64	Gaia VIGLIANISI	VFT	ITA	115	6	1-1-1-3 59.443
2	30	Léa HAUGUEL	CVGH	FRA	89	8	2-3-2-1 59.874
3	14	Léa CANTERO	CGALE	FRA	68	10	3-2-3-2 1:00.509
4	29	Caroline MORCAMP	CVGH	FRA	24	17	4-5-4-4 1:02.715
5	15	Aurelie LEVEQUE	CGALE	FRA	8	19	5-4-5-5 1:01.150
6	10	Eva CANTERO	CGALE	FRA		24	7-6-6-5 1:02.988
7	42	Jeanne CHENOT	OGCA	FRA		26	6-7-8-5 1:10.039
8	23	Laura NOGUEIRA	CNPV	FRA		29	8-9-7-5 1:07.779
9	11	Cloe LEVEQUE	CGALE	FRA		33	10-8-10-5 1:13.774
10	13	Coralie RIVAL	CGALE	FRA		33	9-10-9-5 1:09.012
11	12	Emeline RIBAS	CGALE	FRA		38	11-11-11-5 1:12.684





THE OLYMPIC'S 20th YEAR CUP

ALBERTVILLE

2012, Nov. 24-25



List of Competitors

Men PeeWee

2	BRAGA-BRIQUEZ	Clement	ASMB	FRA	STFRA12103200201
3	VAHE	Robin	ASMB	FRA	STFRA12108200401
4	BRAGA-BRIQUEZ	Mathis	ASMB	FRA	STFRA11907200501
16	AUDEMARD	Timothe	CGALE	FRA	STFRA10304200301
43	VOLET	Gabriel	OGCA	FRA	STFRA11208200302



Qualification

Men PeeWee

(5 competitors)

November 24, 2012

11:05 19 2 Final 501 _____ qualify for Final 502 Group 1

12:21 35 - 34 1 Final 500

12:21 36 1 Final 502 _____1x1+1x2+1x3+1x4+1x5 qualify for Final 331 Group 1

16:20 60 2 Final 331 _____1x1+1x2+1x3+1x4+1x5 qualify for Final 332 Group 1

17:25 77 - 76 1 Final 333

17:25 78 1 Final 332 _____1x1+1x2+1x3+1x4+1x5 qualify for Final 221 Group 1

November 25, 2012

11:19 106 1 Final 221 _____1x1+1x2+1x3+1x4+1x5 qualify for Final 223 Group 1

12:25 122 1 Final 223 _____ qualify for Super Final 777 Group 1

12:52 124 1 Super Final 777

501

Final

A (1) 500

Final

B (0) 502

Final

A (1) 331

Final

A (1) 333

Final

B (0) 332

Final

A (1) 221

Final

@ (1) 223

Final

A (1)





THE OLYMPIC'S 20th YEAR CUP

ALBERTVILLE

2012, Nov. 24-25



Final 500(1) meter Men PeeWee

Race 19, Group 1 (1 of 1)

<i>Fin</i>	<i>Nr</i>	<i>Name</i>	<i>Abr</i>	<i>Nat</i>	<i>Time</i>	<i>Pnts</i>	>>
1	2	Clement BRAGA-BRIQUEZ	ASMB	FRA	1:00.850	34	
2	43	Gabriel VOLET	OGCA	FRA	1:01.256	21	
3	3	Robin VAHE	ASMB	FRA	1:07.706	13	
4	16	Timothe AUDEMARD	CGALE	FRA	1:07.800	8	
5	4	Mathis BRAGA-BRIQUEZ	ASMB	FRA	1:10.846	5	





THE OLYMPIC'S 20th YEAR CUP

ALBERTVILLE

2012, Nov. 24-25



Distance Classification 500(1) meter Men PeeWee

Rank	#	Name	Team	ISU	Fin		Time
Final Group 1							
1	2	Clement BRAGA-BRIQUEZ	ASMB	FRA	1	1	1:00.850
2	43	Gabriel VOLET	OGCA	FRA	2	2	1:01.256
3	3	Robin VAHE	ASMB	FRA	3	3	1:07.706
4	16	Timothe AUDEMARD	CGALE	FRA	4	4	1:07.800
5	4	Mathis BRAGA-BRIQUEZ	ASMB	FRA	5	5	1:10.846





THE OLYMPIC'S 20th YEAR CUP

ALBERTVILLE

2012, Nov. 24-25



Final 500(2) meter Men PeeWee

Race 36, Group 1 (1 of 1)

<i>Fin</i>	<i>Nr</i>	<i>Name</i>	<i>Abr</i>	<i>Nat</i>	<i>Time</i>	<i>Pnts</i>	<i>>></i>
1	2	Clement BRAGA-BRIQUEZ	ASMB	FRA	1:02.015	34	Q
2	16	Timothe AUDEMARD	CGALE	FRA	1:05.759	21	Q
3	3	Robin VAHE	ASMB	FRA	1:06.705	13	Q
4	43	Gabriel VOLET	OGCA	FRA	1:12.263	8	Q
5	4	Mathis BRAGA-BRIQUEZ	ASMB	FRA	1:14.422	5	Q





THE OLYMPIC'S 20th YEAR CUP

ALBERTVILLE

2012, Nov. 24-25



Distance Classification 500(2) meter Men PeeWee

Rank	#	Name	Team	ISU	Fin		Time
Final Group 1							
1	2	Clement BRAGA-BRIQUEZ	ASMB	FRA	1	1	1:02.015
2	16	Timothe AUDEMARD	CGALE	FRA	2	2	1:05.759
3	3	Robin VAHE	ASMB	FRA	3	3	1:06.705
4	43	Gabriel VOLET	OGCA	FRA	4	4	1:12.263
5	4	Mathis BRAGA-BRIQUEZ	ASMB	FRA	5	5	1:14.422





THE OLYMPIC'S 20th YEAR CUP

ALBERTVILLE

2012, Nov. 24-25



Final 333(1) meter Men PeeWee

Race 60, Group 1 (1 of 1)

<i>Fin</i>	<i>Nr</i>	<i>Name</i>	<i>Abr</i>	<i>Nat</i>	<i>Time</i>	<i>Pnts</i>	<i>>></i>
1	2	Clement BRAGA-BRIQUEZ	ASMB	FRA	40.474	34	Q
2	43	Gabriel VOLET	OGCA	FRA	40.680	21	Q
3	3	Robin VAHE	ASMB	FRA	44.008	13	Q
4	16	Timothe AUDEMARD	CGALE	FRA	44.580	8	Q
5	4	Mathis BRAGA-BRIQUEZ	ASMB	FRA	48.326	5	Q





THE OLYMPIC'S 20th YEAR CUP

ALBERTVILLE

2012, Nov. 24-25



Distance Classification 333(1) meter Men PeeWee

Rank	#	Name	Team	ISU	Fin		Time
Final Group 1							
1	2	Clement BRAGA-BRIQUEZ	ASMB	FRA	1	1	40.474
2	43	Gabriel VOLET	OGCA	FRA	2	2	40.680
3	3	Robin VAHE	ASMB	FRA	3	3	44.008
4	16	Timothe AUDEMARD	CGALE	FRA	4	4	44.580
5	4	Mathis BRAGA-BRIQUEZ	ASMB	FRA	5	5	48.326





THE OLYMPIC'S 20th YEAR CUP

ALBERTVILLE

2012, Nov. 24-25



Final 333(2) meter Men PeeWee

Race 78, Group 1 (1 of 1)

<i>Fin</i>	<i>Nr</i>	<i>Name</i>	<i>Abr</i>	<i>Nat</i>	<i>Time</i>	<i>Pnts</i>	<i>>></i>
1	43	Gabriel VOLET	OGCA	FRA	40.103	34	Q
2	2	Clement BRAGA-BRIQUEZ	ASMB	FRA	40.243	21	Q
3	3	Robin VAHE	ASMB	FRA	45.391	13	Q
4	16	Timothe AUDEMARD	CGALE	FRA	49.798	8	Q
5	4	Mathis BRAGA-BRIQUEZ	ASMB	FRA	52.810	5	Q





THE OLYMPIC'S 20th YEAR CUP

ALBERTVILLE

2012, Nov. 24-25



Distance Classification 333(2) meter Men PeeWee

Rank	#	Name	Team	ISU	Fin		Time
Final Group 1							
1	43	Gabriel VOLET	OGCA	FRA	1	1	40.103
2	2	Clement BRAGA-BRIQUEZ	ASMB	FRA	2	2	40.243
3	3	Robin VAHE	ASMB	FRA	3	3	45.391
4	16	Timothe AUDEMARD	CGALE	FRA	4	4	49.798
5	4	Mathis BRAGA-BRIQUEZ	ASMB	FRA	5	5	52.810





THE OLYMPIC'S 20th YEAR CUP

ALBERTVILLE

2012, Nov. 24-25



Final 222(1) meter Men PeeWee

Race 106, - (1 of 1)

<i>Fin</i>	<i>Nr</i>	<i>Name</i>	<i>Abr</i>	<i>Nat</i>	<i>Time</i>	<i>Pnts</i>	<i>>></i>
1	43	Gabriel VOLET	OGCA	FRA	27.462	34	Q
2	2	Clement BRAGA-BRIQUEZ	ASMB	FRA	27.467	21	Q
3	3	Robin VAHE	ASMB	FRA	29.270	13	Q
4	4	Mathis BRAGA-BRIQUEZ	ASMB	FRA	31.010	8	Q
5	16	Timothe AUDEMARD	CGALE	FRA	31.131	5	Q





THE OLYMPIC'S 20th YEAR CUP

ALBERTVILLE

2012, Nov. 24-25



Distance Classification 222(1) meter Men PeeWee

Rank	#	Name	Team	ISU	Fin		Time
Final -							
1	43	Gabriel VOLET	OGCA	FRA	1	1	27.462
2	2	Clement BRAGA-BRIQUEZ	ASMB	FRA	2	2	27.467
3	3	Robin VAHE	ASMB	FRA	3	3	29.270
4	4	Mathis BRAGA-BRIQUEZ	ASMB	FRA	4	4	31.010
5	16	Timothe AUDEMARD	CGALE	FRA	5	5	31.131





THE OLYMPIC'S 20th YEAR CUP

ALBERTVILLE

2012, Nov. 24-25



Final 222(2 meter Men PeeWee

Race 122, Group 1 (1 of 1)

<i>Fin</i>	<i>Nr</i>	<i>Name</i>	<i>Abr</i>	<i>Nat</i>	<i>Time</i>	<i>Pnts</i>	<i>>></i>
1	2	Clement BRAGA-BRIQUEZ	ASMB	FRA	27.641	34	
2	3	Robin VAHE	ASMB	FRA	29.707	21	
3	4	Mathis BRAGA-BRIQUEZ	ASMB	FRA	31.527	13	
4	16	Timothe AUDEMARD	CGALE	FRA	32.221	8	
5	43	Gabriel VOLET	OGCA	FRA	33.379	5	





THE OLYMPIC'S 20th YEAR CUP

ALBERTVILLE

2012, Nov. 24-25



Distance Classification 222(2 meter Men PeeWee)

Rank	#	Name	Team	ISU	Fin		Time
Final Group 1							
1	2	Clement BRAGA-BRIQUEZ	ASMB	FRA	1	1	27.641
2	3	Robin VAHE	ASMB	FRA	2	2	29.707
3	4	Mathis BRAGA-BRIQUEZ	ASMB	FRA	3	3	31.527
4	16	Timothe AUDEMARD	CGALE	FRA	4	4	32.221
5	43	Gabriel VOLET	OGCA	FRA	5	5	33.379





THE OLYMPIC'S 20th YEAR CUP

ALBERTVILLE

2012, Nov. 24-25



Super Final 777 meter Men PeeWee

Race 124, Group 1 (1 of 1)

<i>Fin</i>	<i>Nr</i>	<i>Name</i>	<i>Abr</i>	<i>Nat</i>	<i>Time</i>	<i>Pnts</i>	>>
1	2	Clement BRAGA-BRIQUEZ	ASMB	FRA	1:37.638	34	
2	43	Gabriel VOLET	OGCA	FRA	1:38.296	21	
3	3	Robin VAHE	ASMB	FRA	1:42.594	13	
4	16	Timothe AUDEMARD	CGALE	FRA	1:50.560	8	





THE OLYMPIC'S 20th YEAR CUP

ALBERTVILLE

2012, Nov. 24-25



Distance Classification 777 meter Men PeeWee

Rank	#	Name	Team	ISU	Fin		Time
Super Final Group 1							
1	2	Clement BRAGA-BRIQUEZ	ASMB	FRA	1	1	1:37.638
2	43	Gabriel VOLET	OGCA	FRA	2	2	1:38.296
3	3	Robin VAHE	ASMB	FRA	3	3	1:42.594
4	16	Timothe AUDEMARD	CGALE	FRA	4	4	1:50.560





THE OLYMPIC'S 20th YEAR CUP

ALBERTVILLE

2012, Nov. 24-25



Overall Classification Men PeeWee

Rank	#	Name	Team	ISU	FP	CDR	time
1	2	Clement BRAGA-BRIQUEZ	ASMB	FRA	212	9	1-0-1-1-0-2-2-1-1100.850
2	43	Gabriel VOLET	OGCA	FRA	144	17	2-0-4-2-0-1-1-5-201.256
3	3	Robin VAHE	ASMB	FRA	99	20	3-0-3-3-0-3-3-2-307.706
4	16	Timothe AUDEMARD	CGALE	FRA	66	27	4-0-2-4-0-4-5-4-407.800
5	4	Mathis BRAGA-BRIQUEZ	ASMB	FRA	41	32	5-0-5-5-0-5-4-3-510.846





THE OLYMPIC'S 20th YEAR CUP

ALBERTVILLE

2012, Nov. 24-25



List of Competitors

L+M Nov

5	BRAGA-BRIQUEZ	Camille	ASMB	FRA	STFRA21202200001
17	DA MAGRO	Giulia	CGALE	FRA	STFRA20307199901
18	RIBAS	Noelie	CGALE	FRA	STFRA20402200001
24	COQUEL	Antoine	CNPV	FRA	STFRA13004200101
25	COIGNON	Thomas	CNPV	FRA	STFRA12108199901
26	VIGANNE	Camille	CNPV	FRA	STFRA10410199902
27	HAUGUEL	Océane	CVGH	FRA	STFRA20911199901
28	MIUS	Anais	CVGH	FRA	STFRA23004200101
31	AUBIN	Keven	CVGH	FRA	STFRA10305200101
47	COTZA	Ilaria	PIN	ITA	STITA21406200101
50	APOLLONI	Federica	PIT	ITA	STITA22202200001
55	SELLIER	Diané	USF	FRA	STFRA12907200101
65	ARTHEMALLE	Stefano	VFT	ITA	STITA11504200002



Qualification

L+M Nov

(13 competitors)

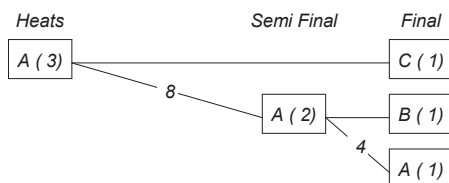
November 24, 2012

10:00	1 - 3	3	Heats	777	3x1+3x2 + 2x3	qualify for Semi Final 777 Group 1 others continue in Final 777 Group 3
10:51	15 - 16	2	Semi Final	777	2x1+2x2	qualify for Final 777 Group 1 others continue in Final 777 Group 2
12:00	29	1	Final	777		
12:04	30	1	Final	777		
12:08	31	1	Final	777		qualify for Heats 500 Group 1
15:11	41 - 43	3	Heats	500	3x1+3x2 + 2x3	qualify for Semi Final 500 Group 1 others continue in Final 500 Group 3
16:08	56 - 57	2	Semi Final	500	2x1+2x2	qualify for Final 500 Group 1 others continue in Final 500 Group 2
17:06	71	1	Final	500		
17:10	72	1	Final	500		
17:13	73	1	Final	500		qualify for Heats 333 Group 1

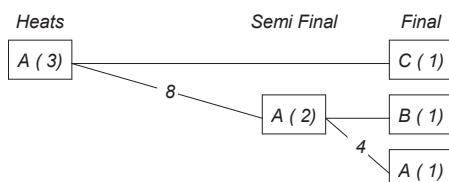
November 25, 2012

10:04	87 - 89	3	Heats	333	3x1+3x2 + 2x3	qualify for Semi Final 333 Group 1 others continue in Final 333 Group 3
11:08	102 - 103	2	Semi Final	333	2x1+2x2	qualify for Final 333 Group 1 others continue in Final 333 Group 2
12:08	116	1	Final	333		
12:11	117	1	Final	333		
12:14	118	1	Final	333		qualify for Super Final 1000 Group 1
12:55	125	1	Super Final	1000		

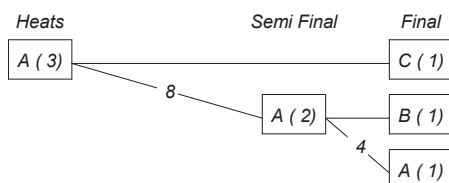
777



500



333



Heats 777 meter L+M Nov

Race 1, Group 1 (1 of 3)

Fin	Nr	Name	Abr	Nat	Time	Pnts	>>
1	25	Thomas COIGNON	CNPV	FRA	1:24.009		Q
2	47	Ilaria COTZA	PIN	ITA	1:26.001		Q
3	55	Diané SELLIER	USF	FRA	1:26.005		q
4	28	Anais MIUS	CVGH	FRA	1:26.008		

Race 2, Group 1 (2 of 3)

Fin	Nr	Name	Abr	Nat	Time	Pnts	>>
1	18	Noelie RIBAS	CGALE	FRA	1:31.004		Q
2	24	Antoine COQUEL	CNPV	FRA	1:34.001		Q
3	31	Keven AUBIN	CVGH	FRA	1:39.009		
4	5	Camille BRAGA-BRIQUEZ	ASMB	FRA	1:45.001		

Race 3, Group 1 (3 of 3)

Fin	Nr	Name	Abr	Nat	Time	Pnts	>>
1	26	Camille VIGANNE	CNPV	FRA	1:20.007		Q
2	50	Federica APOLLONI	PIT	ITA	1:22.000		Q
3	65	Stefano ARTHEMALLE	VFT	ITA	1:24.005		q
4	17	Giulia DA MAGRO	CGALE	FRA	1:29.005		
5	27	Océane HAUGUEL	CVGH	FRA	1:38.005		

Semi Final 777 meter L+M Nov

Race 15, Group 1 (1 of 2)

Fin	Nr	Name	Abr	Nat	Time	Pnts	>>
1	26	Camille VIGANNE	CNPV	FRA	1:23.830		Q
2	50	Federica APOLLONI	PIT	ITA	1:23.918		Q
3	47	Ilaria COTZA	PIN	ITA	1:25.288		
4	65	Stefano ARTHEMALLE	VFT	ITA	1:41.008		

Race 16, Group 1 (2 of 2)

Fin	Nr	Name	Abr	Nat	Time	Pnts	>>
1	25	Thomas COIGNON	CNPV	FRA	1:26.808		Q
2	55	Diané SELLIER	USF	FRA	1:27.094		Q
3	18	Noelie RIBAS	CGALE	FRA	1:31.244		
4	24	Antoine COQUEL	CNPV	FRA	1:35.992		

Final 777 meter L+M Nov

Race 29, Group 3 (1 of 1)

Fin	Nr	Name	Abr	Nat	Time	Pnts	>>
1	17	Giulia DA MAGRO	CGALE	FRA	1:28.752		
2	28	Anais MIUS	CVGH	FRA	1:30.383		
3	27	Océane HAUGUEL	CVGH	FRA	1:32.473		
4	31	Keven AUBIN	CVGH	FRA	1:38.957		
5	5	Camille BRAGA-BRIQUEZ	ASMB	FRA	1:46.777		





THE OLYMPIC'S 20th YEAR CUP

ALBERTVILLE

2012, Nov. 24-25



Race 30, Group 2 (1 of 1)

<i>Fin</i>	<i>Nr</i>	<i>Name</i>	<i>Abr</i>	<i>Nat</i>	<i>Time</i>	<i>Pnts</i>	>>
1	47	Ilaria COTZA	PIN	ITA	1:29.478		
2	18	Noelie RIBAS	CGALE	FRA	1:29.805		
3	24	Antoine COQUEL	CNPV	FRA	1:34.202		
4	65	Stefano ARTHEMALLE	VFT	ITA	1:40.648		

Race 31, Group 1 (1 of 1)

<i>Fin</i>	<i>Nr</i>	<i>Name</i>	<i>Abr</i>	<i>Nat</i>	<i>Time</i>	<i>Pnts</i>	>>
1	26	Camille VIGANNE	CNPV	FRA	1:20.591	34	
2	50	Federica APOLLONI	PIT	ITA	1:21.961	21	
3	25	Thomas COIGNON	CNPV	FRA	1:25.067	13	
4	55	Diané SELLIER	USF	FRA	1:27.467	8	





THE OLYMPIC'S 20th YEAR CUP

ALBERTVILLE

2012, Nov. 24-25



Distance Classification 777 meter L+M Nov

Rank	#	Name	Team	ISU	Fin		Time
Final Group 1							
1	26	Camille VIGANNE	CNPV	FRA	1	1-1-1	1:20.007
2	50	Federica APOLLONI	PIT	ITA	2	2-2-2	1:21.961
3	25	Thomas COIGNON	CNPV	FRA	3	3-1-1	1:24.009
4	55	Diané SELLIER	USF	FRA	4	4-2-3	1:26.005
Final Group 2							
5	47	Ilaria COTZA	PIN	ITA	1	1-3-2	1:25.288
6	18	Noelie RIBAS	CGALE	FRA	2	2-3-1	1:29.805
7	24	Antoine COQUEL	CNPV	FRA	3	3-4-2	1:34.001
8	65	Stefano ARTHEMALLE	VFT	ITA	4	4-4-3	1:24.005
Final Group 3							
9	17	Giulia DA MAGRO	CGALE	FRA	1	1-4	1:28.752
10	28	Anais MIUS	CVGH	FRA	2	2-4	1:26.008
11	27	Océane HAUGUEL	CVGH	FRA	3	3-5	1:32.473
12	31	Keven AUBIN	CVGH	FRA	4	4-3	1:38.957
13	5	Camille BRAGA-BRIQUEZ	ASMB	FRA	5	5-4	1:45.001



Heats 500 meter L+M Nov

Race 41, Group 1 (1 of 3)

Fin	Nr	Name	Abr	Nat	Time	Pnts	>>
1	50	Federica APOLLONI	PIT	ITA	52.334		Q
2	47	Ilaria COTZA	PIN	ITA	53.336		Q
3	27	Océane HAUGUEL	CVGH	FRA	54.060		q
4	24	Antoine COQUEL	CNPV	FRA	58.281		

Race 42, Group 1 (2 of 3)

Fin	Nr	Name	Abr	Nat	Time	Pnts	>>
1	26	Camille VIGANNE	CNPV	FRA	53.190		Q
2	65	Stefano ARTHEMALLE	VFT	ITA	1:01.914		Q
3	31	Keven AUBIN	CVGH	FRA	1:02.792		
4	5	Camille BRAGA-BRIQUEZ	ASMB	FRA	1:06.082		
5	18	Noelie RIBAS	CGALE	FRA	1:08.076		

Race 43, Group 1 (3 of 3)

Fin	Nr	Name	Abr	Nat	Time	Pnts	>>
1	17	Giulia DA MAGRO	CGALE	FRA	53.154		Q
2	55	Diané SELLIER	USF	FRA	54.240		Q
3	25	Thomas COIGNON	CNPV	FRA	54.740		q
4	28	Anais MIUS	CVGH	FRA	55.700		

Semi Final 500 meter L+M Nov

Race 56, Group 1 (1 of 2)

Fin	Nr	Name	Abr	Nat	Time	Pnts	>>
1	50	Federica APOLLONI	PIT	ITA	51.549		Q
2	25	Thomas COIGNON	CNPV	FRA	53.376		Q
3	17	Giulia DA MAGRO	CGALE	FRA	53.746		
4	27	Océane HAUGUEL	CVGH	FRA	55.845		

Race 57, Group 1 (2 of 2)

Fin	Nr	Name	Abr	Nat	Time	Pnts	>>
1	26	Camille VIGANNE	CNPV	FRA	51.975		Q
2	47	Ilaria COTZA	PIN	ITA	53.442		Q
3	55	Diané SELLIER	USF	FRA	53.669		
4	65	Stefano ARTHEMALLE	VFT	ITA	1:04.533		

Final 500 meter L+M Nov

Race 71, Group 3 (1 of 1)

Fin	Nr	Name	Abr	Nat	Time	Pnts	>>
1	28	Anais MIUS	CVGH	FRA	56.492		
2	24	Antoine COQUEL	CNPV	FRA	58.356		
3	18	Noelie RIBAS	CGALE	FRA	58.470		
4	31	Keven AUBIN	CVGH	FRA	1:02.775		
5	5	Camille BRAGA-BRIQUEZ	ASMB	FRA	1:04.926		





THE OLYMPIC'S 20th YEAR CUP

ALBERTVILLE

2012, Nov. 24-25



Race 72, Group 2 (1 of 1)

<i>Fin</i>	<i>Nr</i>	<i>Name</i>	<i>Abr</i>	<i>Nat</i>	<i>Time</i>	<i>Pnts</i>	>>
1	55	Diané SELLIER	USF	FRA	53.540		
2	17	Giulia DA MAGRO	CGALE	FRA	53.897		
3	27	Océane HAUGUEL	CVGH	FRA	55.777		
4	65	Stefano ARTHEMALLE	VFT	ITA	1:03.794		

Race 73, Group 1 (1 of 1)

<i>Fin</i>	<i>Nr</i>	<i>Name</i>	<i>Abr</i>	<i>Nat</i>	<i>Time</i>	<i>Pnts</i>	>>
1	26	Camille VIGANNE	CNPV	FRA	50.763	34	
2	50	Federica APOLLONI	PIT	ITA	51.127	21	
3	25	Thomas COIGNON	CNPV	FRA	53.811	13	
4	47	Ilaria COTZA	PIN	ITA	54.121	8	





THE OLYMPIC'S 20th YEAR CUP

ALBERTVILLE

2012, Nov. 24-25



Distance Classification 500 meter L+M Nov

Rank	#	Name	Team	ISU	Fin		Time
Final Group 1							
1	26	Camille VIGANNE	CNPV	FRA	1	1-1-1	50.763
2	50	Federica APOLLONI	PIT	ITA	2	2-1-1	51.127
3	25	Thomas COIGNON	CNPV	FRA	3	3-2-3	53.376
4	47	Ilaria COTZA	PIN	ITA	4	4-2-2	53.336
Final Group 2							
5	55	Diané SELLIER	USF	FRA	1	1-3-2	53.540
6	17	Giulia DA MAGRO	CGALE	FRA	2	2-3-1	53.154
7	27	Océane HAUGUEL	CVGH	FRA	3	3-4-3	54.060
8	65	Stefano ARTHEMALLE	VFT	ITA	4	4-4-2	1:01.914
Final Group 3							
9	28	Anais MIUS	CVGH	FRA	1	1-4	55.700
10	24	Antoine COQUEL	CNPV	FRA	2	2-4	58.281
11	18	Noelie RIBAS	CGALE	FRA	3	3-5	58.470
12	31	Keven AUBIN	CVGH	FRA	4	4-3	1:02.775
13	5	Camille BRAGA-BRIQUEZ	ASMB	FRA	5	5-4	1:04.926



Heats 333 meter L+M Nov

Race 87, Group 1 (1 of 3)

Fin	Nr	Name	Abr	Nat	Time	Pnts	>>
1	17	Giulia DA MAGRO	CGALE	FRA	35.929		Q
2	31	Keven AUBIN	CVGH	FRA	41.536		Q
3	5	Camille BRAGA-BRIQUEZ	ASMB	FRA	44.132		
p	26	Camille VIGANNE	CNPV	FRA	penalty		
ns	65	Stefano ARTHEMALLE	VFT	ITA	no start		

Race 88, Group 1 (2 of 3)

Fin	Nr	Name	Abr	Nat	Time	Pnts	>>
1	47	Ilaria COTZA	PIN	ITA	36.167		Q
2	27	Océane HAUGUEL	CVGH	FRA	36.464		Q
3	25	Thomas COIGNON	CNPV	FRA	36.723		q
4	18	Noelie RIBAS	CGALE	FRA	38.334		

Race 89, Group 1 (3 of 3)

Fin	Nr	Name	Abr	Nat	Time	Pnts	>>
1	50	Federica APOLLONI	PIT	ITA	34.929		Q
2	55	Diané SELLIER	USF	FRA	36.009		Q
3	28	Anais MIUS	CVGH	FRA	38.019		q
4	24	Antoine COQUEL	CNPV	FRA	38.943		

Semi Final 333 meter L+M Nov

Race 102, Group 1 (1 of 2)

Fin	Nr	Name	Abr	Nat	Time	Pnts	>>
1	50	Federica APOLLONI	PIT	ITA	33.980		Q
2	17	Giulia DA MAGRO	CGALE	FRA	35.590		Q
3	55	Diané SELLIER	USF	FRA	35.666		
4	28	Anais MIUS	CVGH	FRA	38.288		

Race 103, Group 1 (2 of 2)

Fin	Nr	Name	Abr	Nat	Time	Pnts	>>
1	47	Ilaria COTZA	PIN	ITA	36.037		Q
2	25	Thomas COIGNON	CNPV	FRA	36.275		Q
3	27	Océane HAUGUEL	CVGH	FRA	36.529		
4	31	Keven AUBIN	CVGH	FRA	41.303		

Final 333 meter L+M Nov

Race 116, Group 3 (1 of 1)

Fin	Nr	Name	Abr	Nat	Time	Pnts	>>
1	26	Camille VIGANNE	CNPV	FRA	36.359		
2	24	Antoine COQUEL	CNPV	FRA	39.387		
3	65	Stefano ARTHEMALLE	VFT	ITA	41.897		
4	5	Camille BRAGA-BRIQUEZ	ASMB	FRA	43.371		
p	18	Noelie RIBAS	CGALE	FRA	penalty		





THE OLYMPIC'S 20th YEAR CUP

ALBERTVILLE

2012, Nov. 24-25



Race 117, Group 2 (1 of 1)

<i>Fin</i>	<i>Nr</i>	<i>Name</i>	<i>Abr</i>	<i>Nat</i>	<i>Time</i>	<i>Pnts</i>	>>
1	55	Diané SELIER	USF	FRA	36.406		
2	27	Océane HAUGUEL	CVGH	FRA	36.612		
3	28	Anais MIUS	CVGH	FRA	38.860		
4	31	Keven AUBIN	CVGH	FRA	41.035		

Race 118, Group 1 (1 of 1)

<i>Fin</i>	<i>Nr</i>	<i>Name</i>	<i>Abr</i>	<i>Nat</i>	<i>Time</i>	<i>Pnts</i>	>>
1	50	Federica APOLLONI	PIT	ITA	34.428	34	
2	17	Giulia DA MAGRO	CGALE	FRA	35.909	21	
3	25	Thomas COIGNON	CNPV	FRA	35.994	13	
4	47	Ilaria COTZA	PIN	ITA	36.104	8	





THE OLYMPIC'S 20th YEAR CUP

ALBERTVILLE

2012, Nov. 24-25



Distance Classification 333 meter L+M Nov

Rank	#	Name	Team	ISU	Fin		Time
Final Group 1							
1	50	Federica APOLLONI	PIT	ITA	1	1-1-1	33.980
2	17	Giulia DA MAGRO	CGALE	FRA	2	2-2-1	35.590
3	25	Thomas COIGNON	CNPV	FRA	3	3-2-3	35.994
4	47	Ilaria COTZA	PIN	ITA	4	4-1-1	36.037
Final Group 2							
5	55	Diané SELLIER	USF	FRA	1	1-3-2	35.666
6	27	Océane HAUGUEL	CVGH	FRA	2	2-3-2	36.464
7	28	Anais MIUS	CVGH	FRA	3	3-4-3	38.019
8	31	Keven AUBIN	CVGH	FRA	4	4-4-2	41.035
Final Group 3							
9	26	Camille VIGANNE	CNPV	FRA	1	1-P	36.359
10	24	Antoine COQUEL	CNPV	FRA	2	2-4	38.943
11	65	Stefano ARTHEMALLE	VFT	ITA	3	3-NS	41.897
12	5	Camille BRAGA-BRIQUEZ	ASMB	FRA	4	4-3	43.371
13	18	Noelie RIBAS	CGALE	FRA	P	P-4	38.334





THE OLYMPIC'S 20th YEAR CUP

ALBERTVILLE

2012, Nov. 24-25



Super Final 1000 meter L+M Nov

Race 125, Group 1 (1 of 1)

<i>Fin</i>	<i>Nr</i>	<i>Name</i>	<i>Abr</i>	<i>Nat</i>	<i>Time</i>	<i>Pnts</i>	>>
1	50	Federica APOLLONI	PIT	ITA	1:48.022	34	
2	26	Camille VIGANNE	CNPV	FRA	1:48.681	21	
3	25	Thomas COIGNON	CNPV	FRA	1:52.513	13	
4	17	Giulia DA MAGRO	CGALE	FRA	1:55.706	8	





THE OLYMPIC'S 20th YEAR CUP

ALBERTVILLE

2012, Nov. 24-25



Distance Classification 1000 meter L+M Nov

Rank	#	Name	Team	ISU	Fin		Time
Super Final Group 1							
1	50	Federica APOLLONI	PIT	ITA	1	1	1:48.022
2	26	Camille VIGANNE	CNPV	FRA	2	2	1:48.681
3	25	Thomas COIGNON	CNPV	FRA	3	3	1:52.513
4	17	Giulia DA MAGRO	CGALE	FRA	4	4	1:55.706





THE OLYMPIC'S 20th YEAR CUP

ALBERTVILLE

2012, Nov. 24-25



Overall Classification L+M Nov

Rank	#	Name	Team	ISU	FP	CDR	time
1	50	Federica APOLLONI	PIT	ITA	110	6	2-2-1-1 1:21.961
2	26	Camille VIGANNE	CNPV	FRA	89	13	1-1-9-2 1:20.007
3	25	Thomas COIGNON	CNPV	FRA	52	12	3-3-3-3 1:24.009
4	17	Giulia DA MAGRO	CGALE	FRA	29	21	9-6-2-4 1:28.752
5	47	Ilaria COTZA	PIN	ITA	16	18	5-4-4-5 1:25.288
6	55	Diané SELLIER	USF	FRA	8	19	4-5-5-5 1:26.005
7	27	Océane HAUGUEL	CVGH	FRA		29	11-7-6-5 1:32.473
8	28	Anais MIUS	CVGH	FRA		31	10-9-7-5 1:26.008
9	24	Antoine COQUEL	CNPV	FRA		32	7-10-10-5 1:34.001
10	65	Stefano ARTHEMALLE	VFT	ITA		32	8-8-11-5 1:24.005
11	18	Noelie RIBAS	CGALE	FRA		35	6-11-13-5 1:29.805
12	31	Keven AUBIN	CVGH	FRA		37	12-12-8-5 1:38.957
13	5	Camille BRAGA-BRIQUEZ	ASMB	FRA		43	13-13-12-5 1:45.001





THE OLYMPIC'S 20th YEAR CUP

ALBERTVILLE

2012, Nov. 24-25



Qualification

Relay SAB

(0 competitors)

November 24, 2012

18:19 82 1 Final R3K

November 25, 2012

13:39 131 1 - R3K

R3K

Final

@ (1)



Final 3000 m Relay Relay SAB

Race 82, - (1 of 1)

Fin	Nr	Name	Abr	Nat	Time	Pnts	>>
1	13	CVGH-RPV-OGCA	C-R-O		4:19.558		
		39 Paul BEAUCHAMP					
		44 Cédric GLAUDA					
		45 Yoann MARTINEZ					
		52 Tristan NAVARRO					
2	15	CGALE-ASMB-CVGH	C-A-C		4:37.161		
		9 Thomas MELINE					
		22 Ulysse AIRIEAU					
		38 Thibaut JEANNE					
		40 Anthony ALMEIDA					
3	14	CGALE-ASMB-RPV	C-A-R		5:25.210		
		7 Tiffany HUOT MARCHAND					
		8 Manon HUOT MARCHAND					
		21 Lydia GERVASONI					
		54 Emilie GEOFFROY					

- 3000 m Relay Relay SAB

Race 131, - (1 of 1)

Fin	Nr	Name	Abr	Nat	Time	Pnts	>>
1	13	CVGH-RPV-OGCA	C-R-O		4:21.240		
		39 Paul BEAUCHAMP					
		44 Cédric GLAUDA					
		45 Yoann MARTINEZ					
		52 Tristan NAVARRO					
2	15	CGALE-ASMB-CVGH	C-A-C		4:32.918		
		22 Ulysse AIRIEAU					
		38 Thibaut JEANNE					
		40 Anthony ALMEIDA					
		53 Corentin CATOIRE					
3	14	CGALE-ASMB-RPV	C-A-R		5:31.066		
		7 Tiffany HUOT MARCHAND					
		8 Manon HUOT MARCHAND					
		21 Lydia GERVASONI					
		54 Emilie GEOFFROY					





THE OLYMPIC'S 20th YEAR CUP

ALBERTVILLE

2012, Nov. 24-25



Distance Classification 3000 m Relay Relay SAB

Rank	#	Name	Team	ISU	Fin		Time
Final -							
1	13	CVGH-RPV-OGCA	C-R-O	—	1	1-1	4:19.558
2	15	CGALE-ASMB-CVGH	C-A-C	—	2	2-2	4:32.918
3	14	CGALE-ASMB-RPV	C-A-R	—	3	3-3	5:25.210



Relay Participants Relay SAB

CVGH-RPV-OGCA

39 Paul BEAUCHAMP
44 Cédric GLAUDA
45 Yoann MARTINEZ
52 Tristan NAVARRO



Final



CGALE-ASMB-RPV

7 Tiffany HUOT MARCHAND
8 Manon HUOT MARCHAND
21 Lydia GERVASONI
54 Emilie GEOFFROY



Final



CGALE-ASMB-CVGH

9 Thomas MELINE
22 Ulysse AIRIEAU
38 Thibaut JEANNE
40 Anthony ALMEIDA
53 Corentin CATOIRE



Final





THE OLYMPIC'S 20th YEAR CUP

ALBERTVILLE

2012, Nov. 24-25



List of Competitors

Men SAB

9	MELINE	Thomas	ASMB	FRA	STFRA10202199301
22	AIRIEAU	Ulysse	CGALE	FRA	STFRA12204199501
38	JEANNE	Thibaut	CVGH	FRA	STFRA12709199401
39	BEAUCHAMP	Paul	CVGH	FRA	STFRA11506199501
40	ALMEIDA	Anthony	CVGH	FRA	STFRA11403199101
41	ARLT	Christian	MERC	GER	STGER10406198201
44	GLAUDA	Cédric	OGCA	FRA	STFRA10210199501
45	MARTINEZ	Yoann	OGCA	FRA	STFRA11610199601
46	COURTEVILLE	Mattias	OGCA	FRA	STFRA10101198502
51	BITELLI	Giovanni	PIT	ITA	STITA11205199501
52	NAVARRO	Tristan	RPV	FRA	STFRA10612199601
53	CATOIRE	Corentin	RPV	FRA	STFRA13008199401
61	DAVIN	Clément	USF	FRA	STFRA11312199601
62	TROTIN	Lucas	USF	FRA	STFRA11310199501
63	LABDAOUI	Yannis	USF	FRA	STFRA12407199401



Qualification

Men SAB

(15 competitors)

November 24, 2012

10:23 8 - 10 3 Heats 1500 $3 \times 1 + 3 \times 2$ ————— qualify for Final 1500 Group 1
 next 6 continue in Final 1500 Group 2
 others continue in Final 1500 Group 3

11:27 22 1 Final 1500

11:32 23 1 Final 1500

11:38 24 1 Final 1500

————— qualify for Heats 500 Group 1

15:00 37 - 40 4 Heats 500 $4 \times 1 + 4 \times 2$ ————— qualify for Semi Final 500 Group 1
 others continue in Semi Final 500 Group 2

15:45 48 - 49 2 Semi Final 500 $2 \times 1 + 2 \times 2$ ————— qualify for Final 500 Group 3
 others continue in Final 500 Group 4

15:51 50 - 51 2 Semi Final 500 $2 \times 1 + 2 \times 2$ ————— qualify for Final 500 Group 1
 others continue in Final 500 Group 2

16:40 63 1 Final 500

16:44 64 1 Final 500

16:47 65 1 Final 500

16:50 66 1 Final 500

————— qualify for Heats 1000 Group 1

November 25, 2012

09:50 83 - 86 4 Heats 1000 $4 \times 1 + 4 \times 2$ ————— qualify for Semi Final 1000 Group 1
 others continue in Semi Final 1000 Group 2

10:38 94 - 95 2 Semi Final 1000 $2 \times 1 + 2 \times 2$ ————— qualify for Final 1000 Group 3
 others continue in Final 1000 Group 4

10:46 96 - 97 2 Semi Final 1000 $2 \times 1 + 2 \times 2$ ————— qualify for Final 1000 Group 1
 others continue in Final 1000 Group 2

11:36 108 1 Final 1000

11:40 109 1 Final 1000

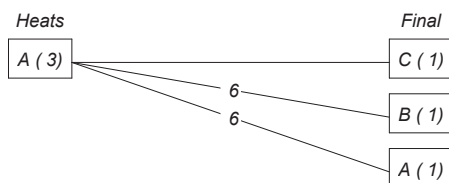
11:44 110 1 Final 1000

11:48 111 1 Final 1000

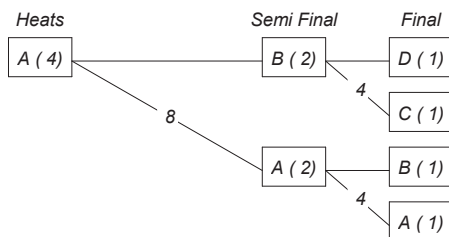
————— qualify for Super Final 15SF Group 1

13:12 129 1 Super Final 15SF

1500

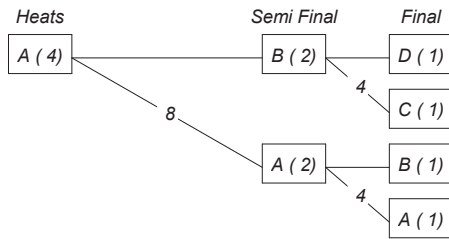


500



Qualification

1000



Heats 1500 meter Men SAB

Race 8, Group 1 (1 of 3)

Fin	Nr	Name	Abr	Nat	Time	Pnts	>>
1	52	Tristan NAVARRO	RPV	FRA	2:30.122		Q
2	39	Paul BEAUCHAMP	CVGH	FRA	2:30.819		Q
3	45	Yoann MARTINEZ	OGCA	FRA	2:32.440		
4	22	Ulysse AIRIEAU	CGALE	FRA	2:33.721		
5	63	Yannis LABDAOUI	USF	FRA	2:45.258		

Race 9, Group 1 (2 of 3)

Fin	Nr	Name	Abr	Nat	Time	Pnts	>>
1	53	Corentin CATOIRE	RPV	FRA	2:49.962		Q
2	46	Mattias COURTEVILLE	OGCA	FRA	2:55.598		Q
3	62	Lucas TROTIN	USF	FRA	3:05.782		
4	9	Thomas MELINE	ASMB	FRA	3:13.042		
p	40	Anthony ALMEIDA	CVGH	FRA	penalty		

Race 10, Group 1 (3 of 3)

Fin	Nr	Name	Abr	Nat	Time	Pnts	>>
1	44	Cédric GLAUDA	OGCA	FRA	2:33.628		Q
2	51	Giovanni BITELLI	PIT	ITA	2:34.485		Q
3	41	Christian ARLT	MERC	GER	2:34.771		
4	38	Thibaut JEANNE	CVGH	FRA	2:36.552		
5	61	Clément DAVIN	USF	FRA	2:46.881		

Final 1500 meter Men SAB

Race 22, Group 3 (1 of 1)

Fin	Nr	Name	Abr	Nat	Time	Pnts	>>
1	40	Anthony ALMEIDA	CVGH	FRA	2:49.406		
2	63	Yannis LABDAOUI	USF	FRA	2:49.714		
3	61	Clément DAVIN	USF	FRA	2:49.792		

Race 23, Group 2 (1 of 1)

Fin	Nr	Name	Abr	Nat	Time	Pnts	>>
1	45	Yoann MARTINEZ	OGCA	FRA	2:36.133		
2	22	Ulysse AIRIEAU	CGALE	FRA	2:36.947		
3	9	Thomas MELINE	ASMB	FRA	2:37.631		
4	41	Christian ARLT	MERC	GER	2:40.427		
5	38	Thibaut JEANNE	CVGH	FRA	2:44.075		
6	62	Lucas TROTIN	USF	FRA	0.000		

Race 24, Group 1 (1 of 1)

Fin	Nr	Name	Abr	Nat	Time	Pnts	>>
1	52	Tristan NAVARRO	RPV	FRA	2:30.271	34	
2	39	Paul BEAUCHAMP	CVGH	FRA	2:30.473	21	
3	46	Mattias COURTEVILLE	OGCA	FRA	2:37.182	13	
4	51	Giovanni BITELLI	PIT	ITA	2:41.046	8	
5	44	Cédric GLAUDA	OGCA	FRA	2:43.563	5	
p	53	Corentin CATOIRE	RPV	FRA	penalty		





THE OLYMPIC'S 20th YEAR CUP

ALBERTVILLE

2012, Nov. 24-25



Distance Classification 1500 meter Men SAB

Rank	#	Name	Team	ISU	Fin		Time
Final Group 1							
1	52	Tristan NAVARRO	RPV	FRA	1	1-1	2:30.122
2	39	Paul BEAUCHAMP	CVGH	FRA	2	2-2	2:30.473
3	46	Mattias COURTEVILLE	OGCA	FRA	3	3-2	2:37.182
4	51	Giovanni BITELLI	PIT	ITA	4	4-2	2:34.485
5	44	Cédric GLAUDA	OGCA	FRA	5	5-1	2:33.628
6	53	Corentin CATOIRE	RPV	FRA	P	P-1	2:49.962
Final Group 2							
7	45	Yoann MARTINEZ	OGCA	FRA	1	1-3	2:32.440
8	22	Ulysse AIRIEAU	CGALE	FRA	2	2-4	2:33.721
9	9	Thomas MELINE	ASMB	FRA	3	3-4	2:37.631
10	41	Christian ARLT	MERC	GER	4	4-3	2:34.771
11	38	Thibaut JEANNE	CVGH	FRA	5	5-4	2:36.552
12	62	Lucas TROTIN	USF	FRA	6	6-3	3:05.782
Final Group 3							
13	40	Anthony ALMEIDA	CVGH	FRA	1	1-P	2:49.406
14	63	Yannis LABDAOUI	USF	FRA	2	2-5	2:45.258
15	61	Clément DAVIN	USF	FRA	3	3-5	2:46.881



Heats 500 meter Men SAB

Race 37, Group 1 (1 of 4)

Fin	Nr	Name	Abr	Nat	Time	Pnts	>>
1	53	Corentin CATOIRE	RPV	FRA	46.047		Q
2	46	Mattias COURTEVILLE	OGCA	FRA	48.938		Q
3	38	Thibaut JEANNE	CVGH	FRA	48.957		
4	63	Yannis LABDAOUI	USF	FRA	50.427		

Race 38, Group 1 (2 of 4)

Fin	Nr	Name	Abr	Nat	Time	Pnts	>>
1	44	Cédric GLAUDA	OGCA	FRA	46.795		Q
2	40	Anthony ALMEIDA	CVGH	FRA	47.168		Q
3	51	Giovanni BITELLI	PIT	ITA	48.378		
4	62	Lucas TROTIN	USF	FRA	51.757		

Race 39, Group 1 (3 of 4)

Fin	Nr	Name	Abr	Nat	Time	Pnts	>>
1	52	Tristan NAVARRO	RPV	FRA	46.568		Q
2	22	Ulysse AIRIEAU	CGALE	FRA	46.769		Q
3	9	Thomas MELINE	ASMB	FRA	46.918		

Race 40, Group 1 (4 of 4)

Fin	Nr	Name	Abr	Nat	Time	Pnts	>>
1	39	Paul BEAUCHAMP	CVGH	FRA	45.206		Q
2	45	Yoann MARTINEZ	OGCA	FRA	46.476		Q
3	41	Christian ARLT	MERC	GER	47.994		
4	61	Clément DAVIN	USF	FRA	50.978		

Semi Final 500 meter Men SAB

Race 48, Group 2 (1 of 2)

Fin	Nr	Name	Abr	Nat	Time	Pnts	>>
1	51	Giovanni BITELLI	PIT	ITA	48.239		Q
2	38	Thibaut JEANNE	CVGH	FRA	48.448		Q
3	62	Lucas TROTIN	USF	FRA	57.590		

Race 49, Group 2 (2 of 2)

Fin	Nr	Name	Abr	Nat	Time	Pnts	>>
1	9	Thomas MELINE	ASMB	FRA	46.775		Q
2	61	Clément DAVIN	USF	FRA	49.203		Q
3	63	Yannis LABDAOUI	USF	FRA	50.641		
4	41	Christian ARLT	MERC	GER	52.795		

Race 50, Group 1 (1 of 2)

Fin	Nr	Name	Abr	Nat	Time	Pnts	>>
1	52	Tristan NAVARRO	RPV	FRA	45.937		Q
2	44	Cédric GLAUDA	OGCA	FRA	46.099		Q
3	45	Yoann MARTINEZ	OGCA	FRA	46.171		
4	40	Anthony ALMEIDA	CVGH	FRA	46.503		



Race 51, Group 1 (2 of 2)

<i>Fin</i>	<i>Nr</i>	<i>Name</i>	<i>Abr</i>	<i>Nat</i>	<i>Time</i>	<i>Pnts</i>	>>
1	39	Paul BEAUCHAMP	CVGH	FRA	44.606		Q
2	53	Corentin CATOIRE	RPV	FRA	44.738		Q
3	22	Ulysse AIRIEAU	CGALE	FRA	47.030		
4	46	Mattias COURTEVILLE	OGCA	FRA	59.721		

Final 500 meter Men SAB

Race 63, Group 4 (1 of 1)

<i>Fin</i>	<i>Nr</i>	<i>Name</i>	<i>Abr</i>	<i>Nat</i>	<i>Time</i>	<i>Pnts</i>	>>
1	41	Christian ARLT	MERC	GER	47.755		
2	62	Lucas TROTIN	USF	FRA	49.571		
3	63	Yannis LABDAOUI	USF	FRA	50.459		

Race 64, Group 3 (1 of 1)

<i>Fin</i>	<i>Nr</i>	<i>Name</i>	<i>Abr</i>	<i>Nat</i>	<i>Time</i>	<i>Pnts</i>	>>
1	9	Thomas MELINE	ASMB	FRA	46.978		
2	51	Giovanni BITELLI	PIT	ITA	48.372		
3	38	Thibaut JEANNE	CVGH	FRA	48.876		
4	61	Clément DAVIN	USF	FRA	49.028		

Race 65, Group 2 (1 of 1)

<i>Fin</i>	<i>Nr</i>	<i>Name</i>	<i>Abr</i>	<i>Nat</i>	<i>Time</i>	<i>Pnts</i>	>>
1	45	Yoann MARTINEZ	OGCA	FRA	45.704		
2	40	Anthony ALMEIDA	CVGH	FRA	46.468		
3	22	Ulysse AIRIEAU	CGALE	FRA	46.498		
4	46	Mattias COURTEVILLE	OGCA	FRA	49.432		

Race 66, Group 1 (1 of 1)

<i>Fin</i>	<i>Nr</i>	<i>Name</i>	<i>Abr</i>	<i>Nat</i>	<i>Time</i>	<i>Pnts</i>	>>
1	39	Paul BEAUCHAMP	CVGH	FRA	44.507	34	
2	53	Corentin CATOIRE	RPV	FRA	44.623	21	
3	44	Cédric GLAUDA	OGCA	FRA	45.755	13	
4	52	Tristan NAVARRO	RPV	FRA	1:09.052	8	





THE OLYMPIC'S 20th YEAR CUP

ALBERTVILLE

2012, Nov. 24-25



Distance Classification 500 meter Men SAB

Rank	#	Name	Team	ISU	Fin		Time
Final Group 1							
1	39	Paul BEAUCHAMP	CVGH	FRA	1	1-1-1	44.507
2	53	Corentin CATOIRE	RPV	FRA	2	2-2-1	44.623
3	44	Cédric GLAUDA	OGCA	FRA	3	3-2-1	45.755
4	52	Tristan NAVARRO	RPV	FRA	4	4-1-1	45.937
Final Group 2							
5	45	Yoann MARTINEZ	OGCA	FRA	1	1-3-2	45.704
6	40	Anthony ALMEIDA	CVGH	FRA	2	2-4-2	46.468
7	22	Ulysse AIRIEAU	CGALE	FRA	3	3-3-2	46.498
8	46	Mattias COURTEVILLE	OGCA	FRA	4	4-4-2	48.938
Final Group 3							
9	9	Thomas MELINE	ASMB	FRA	1	1-1-3	46.775
10	51	Giovanni BITELLI	PIT	ITA	2	2-1-3	48.239
11	38	Thibaut JEANNE	CVGH	FRA	3	3-2-3	48.448
12	61	Clément DAVIN	USF	FRA	4	4-2-4	49.028
Final Group 4							
13	41	Christian ARLT	MERC	GER	1	1-4-3	47.755
14	62	Lucas TROTIN	USF	FRA	2	2-3-4	49.571
15	63	Yannis LABDAOUI	USF	FRA	3	3-3-4	50.427



Heats 1000 meter Men SAB

Race 83, Group 1 (1 of 4)

Fin	Nr	Name	Abr	Nat	Time	Pnts	>>
1	53	Corentin CATOIRE	RPV	FRA	1:39.598		Q
2	38	Thibaut JEANNE	CVGH	FRA	1:41.661		Q
3	46	Mattias COURTEVILLE	OGCA	FRA	1:43.464		
4	61	Clément DAVIN	USF	FRA	1:45.482		

Race 84, Group 1 (2 of 4)

Fin	Nr	Name	Abr	Nat	Time	Pnts	>>
1	52	Tristan NAVARRO	RPV	FRA	1:43.502		Q
2	45	Yoann MARTINEZ	OGCA	FRA	1:43.591		Q
3	40	Anthony ALMEIDA	CVGH	FRA	1:45.307		
4	63	Yannis LABDAOUI	USF	FRA	1:49.603		

Race 85, Group 1 (3 of 4)

Fin	Nr	Name	Abr	Nat	Time	Pnts	>>
1	44	Cédric GLAUDA	OGCA	FRA	1:39.919		Q
2	51	Giovanni BITELLI	PIT	ITA	1:40.030		Q
3	41	Christian ARLT	MERC	GER	1:40.091		
4	62	Lucas TROTIN	USF	FRA	0.000		

Race 86, Group 1 (4 of 4)

Fin	Nr	Name	Abr	Nat	Time	Pnts	>>
1	39	Paul BEAUCHAMP	CVGH	FRA	1:42.028		Q
2	22	Ulysse AIRIEAU	CGALE	FRA	1:42.257		Q
3	9	Thomas MELINE	ASMB	FRA	1:42.387		

Semi Final 1000 meter Men SAB

Race 94, Group 2 (1 of 2)

Fin	Nr	Name	Abr	Nat	Time	Pnts	>>
1	41	Christian ARLT	MERC	GER	1:36.258		Q
2	46	Mattias COURTEVILLE	OGCA	FRA	1:42.358		Q
3	61	Clément DAVIN	USF	FRA	1:45.326		

Race 95, Group 2 (2 of 2)

Fin	Nr	Name	Abr	Nat	Time	Pnts	>>
1	9	Thomas MELINE	ASMB	FRA	1:49.456		Q
2	40	Anthony ALMEIDA	CVGH	FRA	1:51.132		Q
3	62	Lucas TROTIN	USF	FRA	1:52.380		
4	63	Yannis LABDAOUI	USF	FRA	1:52.680		

Race 96, Group 1 (1 of 2)

Fin	Nr	Name	Abr	Nat	Time	Pnts	>>
1	39	Paul BEAUCHAMP	CVGH	FRA	1:36.779		Q
2	53	Corentin CATOIRE	RPV	FRA	1:36.900		Q
3	45	Yoann MARTINEZ	OGCA	FRA	1:37.006		
4	22	Ulysse AIRIEAU	CGALE	FRA	1:38.497		



Race 97, Group 1 (2 of 2)

<i>Fin</i>	<i>Nr</i>	<i>Name</i>	<i>Abr</i>	<i>Nat</i>	<i>Time</i>	<i>Pnts</i>	>>
1	52	Tristan NAVARRO	RPV	FRA	1:35.823		Q
2	44	Cédric GLAUDA	OGCA	FRA	1:36.241		Q
3	51	Giovanni BITELLI	PIT	ITA	1:38.901		
4	38	Thibaut JEANNE	CVGH	FRA	1:42.315		

Final 1000 meter Men SAB

Race 108, Group 4 (1 of 1)

<i>Fin</i>	<i>Nr</i>	<i>Name</i>	<i>Abr</i>	<i>Nat</i>	<i>Time</i>	<i>Pnts</i>	>>
1	63	Yannis LABDAOUI	USF	FRA	1:45.331		
2	61	Clément DAVIN	USF	FRA	1:45.783		
3	62	Lucas TROTIN	USF	FRA	1:45.929		

Race 109, Group 3 (1 of 1)

<i>Fin</i>	<i>Nr</i>	<i>Name</i>	<i>Abr</i>	<i>Nat</i>	<i>Time</i>	<i>Pnts</i>	>>
1	9	Thomas MELINE	ASMB	FRA	1:35.207		
2	41	Christian ARLT	MERC	GER	1:35.613		
3	40	Anthony ALMEIDA	CVGH	FRA	1:39.411		
4	46	Mattias COURTEVILLE	OGCA	FRA	1:43.821		

Race 110, Group 2 (1 of 1)

<i>Fin</i>	<i>Nr</i>	<i>Name</i>	<i>Abr</i>	<i>Nat</i>	<i>Time</i>	<i>Pnts</i>	>>
1	45	Yoann MARTINEZ	OGCA	FRA	1:35.956		
2	22	Ulysse AIRIEAU	CGALE	FRA	1:36.647		
3	51	Giovanni BITELLI	PIT	ITA	1:36.936		
4	38	Thibaut JEANNE	CVGH	FRA	1:42.912		

Race 111, Group 1 (1 of 1)

<i>Fin</i>	<i>Nr</i>	<i>Name</i>	<i>Abr</i>	<i>Nat</i>	<i>Time</i>	<i>Pnts</i>	>>
1	39	Paul BEAUCHAMP	CVGH	FRA	1:34.000	34	
2	52	Tristan NAVARRO	RPV	FRA	1:34.167	21	
3	44	Cédric GLAUDA	OGCA	FRA	1:34.583	13	
4	53	Corentin CATOIRE	RPV	FRA	1:34.762	8	



Distance Classification 1000 meter Men SAB

Rank	#	Name	Team	ISU	Fin		Time
Final Group 1							
1	39	Paul BEAUCHAMP	CVGH	FRA	1	1-1-1	1:34.000
2	52	Tristan NAVARRO	RPV	FRA	2	2-1-1	1:34.167
3	44	Cédric GLAUDA	OGCA	FRA	3	3-2-1	1:34.583
4	53	Corentin CATOIRE	RPV	FRA	4	4-2-1	1:34.762
Final Group 2							
5	45	Yoann MARTINEZ	OGCA	FRA	1	1-3-2	1:35.956
6	22	Ulysse AIRIEAU	CGALE	FRA	2	2-4-2	1:36.647
7	51	Giovanni BITELLI	PIT	ITA	3	3-3-2	1:36.936
8	38	Thibaut JEANNE	CVGH	FRA	4	4-4-2	1:41.661
Final Group 3							
9	9	Thomas MELINE	ASMB	FRA	1	1-1-3	1:35.207
10	41	Christian ARLT	MERC	GER	2	2-1-3	1:35.613
11	40	Anthony ALMEIDA	CVGH	FRA	3	3-2-3	1:39.411
12	46	Mattias COURTEVILLE	OGCA	FRA	4	4-2-3	1:42.358
Final Group 4							
13	63	Yannis LABDAOUI	USF	FRA	1	1-4-4	1:45.331
14	61	Clément DAVIN	USF	FRA	2	2-3-4	1:45.326
15	62	Lucas TROTIN	USF	FRA	3	3-3-4	1:45.929





THE OLYMPIC'S 20th YEAR CUP

ALBERTVILLE

2012, Nov. 24-25



Super Final 1500 m SF Men SAB

Race 129, Group 1 (1 of 1)

<i>Fin</i>	<i>Nr</i>	<i>Name</i>	<i>Abr</i>	<i>Nat</i>	<i>Time</i>	<i>Pnts</i>	>>
1	39	Paul BEAUCHAMP	CVGH	FRA	2:32.679	34	
2	53	Corentin CATOIRE	RPV	FRA	2:32.874	21	
3	52	Tristan NAVARRO	RPV	FRA	2:32.917	13	
4	44	Cédric GLAUDA	OGCA	FRA	2:33.376	8	
5	51	Giovanni BITELLI	PIT	ITA	2:40.714	5	
6	46	Mattias COURTEVILLE	OGCA	FRA	2:55.578	3	





THE OLYMPIC'S 20th YEAR CUP

ALBERTVILLE

2012, Nov. 24-25



Distance Classification 1500 m SF Men SAB

Rank	#	Name	Team	ISU	Fin		Time
Super Final Group 1							
1	39	Paul BEAUCHAMP	CVGH	FRA	1	1	2:32.679
2	53	Corentin CATOIRE	RPV	FRA	2	2	2:32.874
3	52	Tristan NAVARRO	RPV	FRA	3	3	2:32.917
4	44	Cédric GLAUDA	OGCA	FRA	4	4	2:33.376
5	51	Giovanni BITELLI	PIT	ITA	5	5	2:40.714
6	46	Mattias COURTEVILLE	OGCA	FRA	6	6	2:55.578





THE OLYMPIC'S 20th YEAR CUP

ALBERTVILLE

2012, Nov. 24-25



Overall Classification Men SAB

Rank	#	Name	Team	ISU	FP	CDR	time	
1	39	Paul BEAUCHAMP	CVGH	FRA	123	5	2-1-1-1	2:30.473
2	52	Tristan NAVARRO	RPV	FRA	76	10	1-4-2-3	2:30.122
3	53	Corentin CATOIRE	RPV	FRA	50	14	6-2-4-2	2:49.962
4	44	Cédric GLAUDA	OGCA	FRA	39	15	5-3-3-4	2:33.628
5	46	Mattias COURTEVILLE	OGCA	FRA	16	29	3-8-12-6	2:37.182
6	51	Giovanni BITELLI	PIT	ITA	13	26	4-10-7-5	2:34.485
7	45	Yoann MARTINEZ	OGCA	FRA		24	7-5-5-7	2:32.440
8	22	Ulysse AIRIEAU	CGALE	FRA		28	8-7-6-7	2:33.721
9	9	Thomas MELINE	ASMB	FRA		34	9-9-9-7	2:37.631
10	40	Anthony ALMEIDA	CVGH	FRA		37	13-6-11-7	2:49.406
11	38	Thibaut JEANNE	CVGH	FRA		37	11-11-8-7	2:36.552
12	41	Christian ARLT	MERC	GER		40	10-13-10-7	2:34.771
13	61	Clément DAVIN	USF	FRA		48	15-12-14-7	2:46.881
14	62	Lucas TROTIN	USF	FRA		48	12-14-15-7	3:05.782
15	63	Yannis LABDAOUI	USF	FRA		49	14-15-13-7	2:45.258





THE OLYMPIC'S 20th YEAR CUP

ALBERTVILLE

2012, Nov. 24-25



List of Competitors

Ladies SAB

7	HUOT MARCHAND	Tifany	ASMB	FRA	STFRA21005199402
8	HUOT MARCHAND	Manon	ASMB	FRA	STFRA21005199401
21	GERVASONI	Lydia	CGALE	FRA	STFRA21704199502
49	BARONE	Irene	PIN	ITA	STITA22608199501
54	GEOFFROY	Emilie	RPV	FRA	STFRA20712198902





THE OLYMPIC'S 20th YEAR CUP

ALBERTVILLE

2012, Nov. 24-25



Qualification

Ladies SAB

(5 competitors)

November 24, 2012

10:18 7 1 Final 1501 _____ qualify for Final 1502 Group 1

11:22 21 1 Final 1502 _____ qualify for Final 501 Group 1

15:41 47 1 Final 501 _____1x1+1x2+1x3+1x4+1x5 qualify for Final 502 Group 1

16:37 62 1 Final 502 _____1x1+1x2+1x3+1x4+1x5 qualify for Final 1001 Group 1

November 25, 2012

10:34 93 1 Final 1001 _____1x1+1x2+1x3+1x4+1x5 qualify for Final 1002 Group 1

11:31 107 1 Final 1002 _____ qualify for Super Final 1500 Group 1

13:08 128 1 Super Final 1500

1501

Final

A (1) 1502

Final

A (1) 501

Final

A (1) 502

Final

A (1) 1001

Final

A (1) 1002

Final

A (1)





THE OLYMPIC'S 20th YEAR CUP

ALBERTVILLE

2012, Nov. 24-25



Final 1500 (1)meter Ladies SAB

Race 7, Group 1 (1 of 1)

<i>Fin</i>	<i>Nr</i>	<i>Name</i>	<i>Abr</i>	<i>Nat</i>	<i>Time</i>	<i>Pnts</i>	>>
1	7	Tiffany HUOT MARCHAND	ASMB	FRA	2:51.500	34	
2	8	Manon HUOT MARCHAND	ASMB	FRA	2:54.402	21	
3	49	Irene BARONE	PIN	ITA	2:55.455	13	
4	21	Lydia GERVASONI	CGALE	FRA	3:06.394	8	
5	54	Emilie GEOFFROY	RPV	FRA	3:10.440	5	





THE OLYMPIC'S 20th YEAR CUP

ALBERTVILLE

2012, Nov. 24-25



Distance Classification 1500 (1)meter Ladies SAB

Rank	#	Name	Team	ISU	Fin		Time
Final Group 1							
1	7	Tifany HUOT MARCHAND	ASMB	FRA	1	1	2:51.500
2	8	Manon HUOT MARCHAND	ASMB	FRA	2	2	2:54.402
3	49	Irene BARONE	PIN	ITA	3	3	2:55.455
4	21	Lydia GERVASONI	CGALE	FRA	4	4	3:06.394
5	54	Emilie GEOFFROY	RPV	FRA	5	5	3:10.440





THE OLYMPIC'S 20th YEAR CUP

ALBERTVILLE

2012, Nov. 24-25



Final 1500(2) meter Ladies SAB

Race 21, Group 1 (1 of 1)

<i>Fin</i>	<i>Nr</i>	<i>Name</i>	<i>Abr</i>	<i>Nat</i>	<i>Time</i>	<i>Pnts</i>	>>
1	7	Tiffany HUOT MARCHAND	ASMB	FRA	2:43.784	34	
2	8	Manon HUOT MARCHAND	ASMB	FRA	2:54.413	21	
3	49	Irene BARONE	PIN	ITA	3:02.214	13	
4	21	Lydia GERVASONI	CGALE	FRA	3:06.107	8	
5	54	Emilie GEOFFROY	RPV	FRA	3:12.559	5	





THE OLYMPIC'S 20th YEAR CUP

ALBERTVILLE

2012, Nov. 24-25



Distance Classification 1500(2) meter Ladies SAB

Rank	#	Name	Team	ISU	Fin		Time
Final Group 1							
1	7	Tifany HUOT MARCHAND	ASMB	FRA	1	1	2:43.784
2	8	Manon HUOT MARCHAND	ASMB	FRA	2	2	2:54.413
3	49	Irene BARONE	PIN	ITA	3	3	3:02.214
4	21	Lydia GERVASONI	CGALE	FRA	4	4	3:06.107
5	54	Emilie GEOFFROY	RPV	FRA	5	5	3:12.559





THE OLYMPIC'S 20th YEAR CUP

ALBERTVILLE

2012, Nov. 24-25



Final 500(1) meter Ladies SAB

Race 47, Group 1 (1 of 1)

<i>Fin</i>	<i>Nr</i>	<i>Name</i>	<i>Abr</i>	<i>Nat</i>	<i>Time</i>	<i>Pnts</i>	<i>>></i>
1	7	Tiffany HUOT MARCHAND	ASMB	FRA	50.093	34	Q
2	8	Manon HUOT MARCHAND	ASMB	FRA	51.981	21	Q
3	49	Irene BARONE	PIN	ITA	52.487	13	Q
4	21	Lydia GERVASONI	CGALE	FRA	55.961	8	Q
5	54	Emilie GEOFFROY	RPV	FRA	57.143	5	Q





THE OLYMPIC'S 20th YEAR CUP

ALBERTVILLE

2012, Nov. 24-25



Distance Classification 500(1) meter Ladies SAB

Rank	#	Name	Team	ISU	Fin		Time
Final Group 1							
1	7	Tifany HUOT MARCHAND	ASMB	FRA	1	1	50.093
2	8	Manon HUOT MARCHAND	ASMB	FRA	2	2	51.981
3	49	Irene BARONE	PIN	ITA	3	3	52.487
4	21	Lydia GERVASONI	CGALE	FRA	4	4	55.961
5	54	Emilie GEOFFROY	RPV	FRA	5	5	57.143





THE OLYMPIC'S 20th YEAR CUP

ALBERTVILLE

2012, Nov. 24-25



Final 500(2) meter Ladies SAB

Race 62, Group 1 (1 of 1)

<i>Fin</i>	<i>Nr</i>	<i>Name</i>	<i>Abr</i>	<i>Nat</i>	<i>Time</i>	<i>Pnts</i>	<i>>></i>
1	7	Tiffany HUOT MARCHAND	ASMB	FRA	50.567	34	Q
2	8	Manon HUOT MARCHAND	ASMB	FRA	52.113	21	Q
3	49	Irene BARONE	PIN	ITA	52.127	13	Q
4	21	Lydia GERVASONI	CGALE	FRA	54.243	8	Q
5	54	Emilie GEOFFROY	RPV	FRA	57.583	5	Q





THE OLYMPIC'S 20th YEAR CUP

ALBERTVILLE

2012, Nov. 24-25



Distance Classification 500(2) meter Ladies SAB

Rank	#	Name	Team	ISU	Fin		Time
Final Group 1							
1	7	Tifany HUOT MARCHAND	ASMB	FRA	1	1	50.567
2	8	Manon HUOT MARCHAND	ASMB	FRA	2	2	52.113
3	49	Irene BARONE	PIN	ITA	3	3	52.127
4	21	Lydia GERVASONI	CGALE	FRA	4	4	54.243
5	54	Emilie GEOFFROY	RPV	FRA	5	5	57.583





THE OLYMPIC'S 20th YEAR CUP

ALBERTVILLE

2012, Nov. 24-25



Final 1000(1) meter Ladies SAB

Race 93, Group 1 (1 of 1)

<i>Fin</i>	<i>Nr</i>	<i>Name</i>	<i>Abr</i>	<i>Nat</i>	<i>Time</i>	<i>Pnts</i>	<i>>></i>
1	7	Tiffany HUOT MARCHAND	ASMB	FRA	1:51.799	34	Q
2	49	Irene BARONE	PIN	ITA	1:52.501	21	Q
3	8	Manon HUOT MARCHAND	ASMB	FRA	1:53.005	13	Q
4	21	Lydia GERVASONI	CGALE	FRA	1:55.723	8	Q
5	54	Emilie GEOFFROY	RPV	FRA	1:59.281	5	Q





THE OLYMPIC'S 20th YEAR CUP

ALBERTVILLE

2012, Nov. 24-25



Distance Classification 1000(1) meter Ladies SAB

Rank	#	Name	Team	ISU	Fin		Time
Final Group 1							
1	7	Tifany HUOT MARCHAND	ASMB	FRA	1	1	1:51.799
2	49	Irene BARONE	PIN	ITA	2	2	1:52.501
3	8	Manon HUOT MARCHAND	ASMB	FRA	3	3	1:53.005
4	21	Lydia GERVASONI	CGALE	FRA	4	4	1:55.723
5	54	Emilie GEOFFROY	RPV	FRA	5	5	1:59.281





THE OLYMPIC'S 20th YEAR CUP

ALBERTVILLE

2012, Nov. 24-25



Final 1000(2) meter Ladies SAB

Race 107, Group 1 (1 of 1)

<i>Fin</i>	<i>Nr</i>	<i>Name</i>	<i>Abr</i>	<i>Nat</i>	<i>Time</i>	<i>Pnts</i>	>>
1	8	Manon HUOT MARCHAND	ASMB	FRA	1:51.965	34	
2	7	Tifany HUOT MARCHAND	ASMB	FRA	1:52.177	21	
3	49	Irene BARONE	PIN	ITA	1:52.851	13	
4	21	Lydia GERVASONI	CGALE	FRA	1:59.066	8	
5	54	Emilie GEOFFROY	RPV	FRA	2:01.109	5	





THE OLYMPIC'S 20th YEAR CUP

ALBERTVILLE

2012, Nov. 24-25



Distance Classification 1000(2) meter Ladies SAB

Rank	#	Name	Team	ISU	Fin		Time
Final Group 1							
1	8	Manon HUOT MARCHAND	ASMB	FRA	1	1	1:51.965
2	7	Tifany HUOT MARCHAND	ASMB	FRA	2	2	1:52.177
3	49	Irene BARONE	PIN	ITA	3	3	1:52.851
4	21	Lydia GERVASONI	CGALE	FRA	4	4	1:59.066
5	54	Emilie GEOFFROY	RPV	FRA	5	5	2:01.109





THE OLYMPIC'S 20th YEAR CUP

ALBERTVILLE

2012, Nov. 24-25



Super Final 1500 meter Ladies SAB

Race 128, Group 1 (1 of 1)

<i>Fin</i>	<i>Nr</i>	<i>Name</i>	<i>Abr</i>	<i>Nat</i>	<i>Time</i>	<i>Pnts</i>	>>
1	7	Tifany HUOT MARCHAND	ASMB	FRA	2:40.661	34	
2	8	Manon HUOT MARCHAND	ASMB	FRA	2:53.085	21	
3	49	Irene BARONE	PIN	ITA	2:57.465	13	
4	21	Lydia GERVASONI	CGALE	FRA	3:02.403	8	
5	54	Emilie GEOFFROY	RPV	FRA	3:03.463	5	





THE OLYMPIC'S 20th YEAR CUP

ALBERTVILLE

2012, Nov. 24-25



Distance Classification 1500 meter Ladies SAB

Rank	#	Name	Team	ISU	Fin		Time
Super Final Group 1							
1	7	Tifany HUOT MARCHAND	ASMB	FRA	1	1	2:40.661
2	8	Manon HUOT MARCHAND	ASMB	FRA	2	2	2:53.085
3	49	Irene BARONE	PIN	ITA	3	3	2:57.465
4	21	Lydia GERVASONI	CGALE	FRA	4	4	3:02.403
5	54	Emilie GEOFFROY	RPV	FRA	5	5	3:03.463





THE OLYMPIC'S 20th YEAR CUP

ALBERTVILLE

2012, Nov. 24-25



Overall Classification Ladies SAB

Rank	#	Name	Team	ISU	FP	CDR	time
1	7	Tifany HUOT MARCHAND	ASMB	FRA	225	8	1-1-1-1-1-2-1 2:51.500
2	8	Manon HUOT MARCHAND	ASMB	FRA	152	14	2-2-2-2-3-1-2 2:54.402
3	49	Irene BARONE	PIN	ITA	99	20	3-3-3-3-2-3-3 2:55.455
4	21	Lydia GERVASONI	CGALE	FRA	56	28	4-4-4-4-4-4-4 3:06.394
5	54	Emilie GEOFFROY	RPV	FRA	35	35	5-5-5-5-5-5-5 3:10.440





THE OLYMPIC'S 20th YEAR CUP

ALBERTVILLE

2012, Nov. 24-25



Qualification

Relay Pee wee (0 competitors)

November 24, 2012

17:58 79 1 Final R2K

R2K

Final

@ (1)





THE OLYMPIC'S 20th YEAR CUP

ALBERTVILLE

2012, Nov. 24-25



Relay Participants Relay Pee wee

ASM Belfort

- 2 Clement BRAGA-BRIQUEZ
- 3 Robin VAHE
- 4 Mathis BRAGA-BRIQUEZ

Final



CGALE Echirolles

- 10 Eva CANTERO
- 14 Léa CANTERO
- 15 Aurelie LEVEQUE

Final



ITA-OGCA

- 48 Marco GONIN
- 43 Gabriel VOLET
- 65 Stefano ARTHEMALLE

Final



CGALE-2

- 11 Cloe LEVEQUE
- 12 Emeline RIBAS
- 13 Coralie RIVAL

Final





THE OLYMPIC'S 20th YEAR CUP

ALBERTVILLE

2012, Nov. 24-25



Qualification

Relay C (0 competitors)

November 24, 2012

18:12 81 1 Final R2K

November 25, 2012

13:32 130 1 - R2K

R2K

Final

@ (1)



Final 2000 m Relay Relay C

Race 81, - (1 of 1)

Fin	Nr	Name	Abr	Nat	Time	Pnts	>>
1	11	US Fontenay 56 Aurélie MONVOISIN 58 Cyprien VACHERON 59 Clément FLORAC	USF	FRA	3:07.069		
2	14	CVGH-CGALE 19 Margaux MAURICE 33 Charlotte GUILLERMIN 37 Quentin FERCOQ	CC		3:07.083		
3	13	USF-ASMB 57 Gwendoline DAUDET 6 Quentin MELINE 60 Théo KHELLAF	UA		3:25.473		

- 2000 m Relay Relay C

Race 130, - (1 of 1)

Fin	Nr	Name	Abr	Nat	Time	Pnts	>>
1	14	CVGH-CGALE 19 Margaux MAURICE 33 Charlotte GUILLERMIN 37 Quentin FERCOQ	CC		3:09.582		
2	13	USF-ASMB 57 Gwendoline DAUDET 6 Quentin MELINE 60 Théo KHELLAF	UA		3:25.285		
3	11	US Fontenay 56 Aurélie MONVOISIN 58 Cyprien VACHERON 59 Clément FLORAC	USF	FRA	3:28.384		





THE OLYMPIC'S 20th YEAR CUP

ALBERTVILLE

2012, Nov. 24-25



Distance Classification 2000 m Relay Relay C

Rank	#	Name	Team	ISU	Fin		Time
Final -							
1	11	US Fontenay	USF	—	1	1-3	3:07.069
2	14	CVGH-CGALE	CC	—	2	2-1	3:07.083
3	13	USF-ASMB	UA	—	3	3-2	3:25.285



Relay Participants Relay C

US Fontenay

56 Aurélie MONVOISIN
58 Cyprien VACHERON
59 Clément FLORAC



Final



USF-ASMB

57 Gwendoline DAUDET
6 Quentin MELINE
60 Théo KHELLAF



Final



CVGH-CGALE

19 Margaux MAURICE
33 Charlotte GUILLERMIN
37 Quentin FERCOQ



Final





THE OLYMPIC'S 20th YEAR CUP

ALBERTVILLE

2012, Nov. 24-25



Qualification

Relay Novice (0 competitors)

November 24, 2012

18:05 80 1 Final R2K

R2K

Final

@ (1)



Final 2000 m Relay Relay Novice

Race 80, - (1 of 1)

Fin	Nr	Name	Abr	Nat	Time	Pnts	>>
1	14	ITA	ATI		3:26.642		
		67 Nicole VIGLIANISI					
		47 Ilaria COTZA					
		50 Federica APOLLONI					
2	15	CVGH-USF	CU		3:42.410		
		27 Océane HAUGUEL					
		28 Anaïs MIUS					
		55 Diané SELLIER					
3	13	ASMB-CGALE	AC		3:56.738		
		5 Camille BRAGA-BRIQUEZ					
		17 Giulia DA MAGRO					
		18 Noëlie RIBAS					
p	3	CNPV Neuilly	CNPV	FRA	penalty		
		24 Antoine COQUEL					
		25 Thomas COIGNON					
		26 Camille VIGANNE					





THE OLYMPIC'S 20th YEAR CUP

ALBERTVILLE

2012, Nov. 24-25



Distance Classification 2000 m Relay Relay Novice

Rank	#	Name	Team	ISU	Fin		Time
Final -							
1	14	ITA	ATI	—	1	1	3:26.642
2	15	CVGH-USF	CU	—	2	2	3:42.410
3	13	ASMB-CGALE	AC	—	3	3	3:56.738
	3	CNPV Neuilly	CNPV	—	P	P	0.000





THE OLYMPIC'S 20th YEAR CUP

ALBERTVILLE

2012, Nov. 24-25



Relay Participants Relay Novice

CNPV Neuilly

- 24 Antoine COQUEL
- 25 Thomas COIGNON
- 26 Camille VIGANNE

Final



ASMB-CGALE

- 5 Camille BRAGA-BRIQUEZ
- 17 Giulia DA MAGRO
- 18 Noemie RIBAS

Final



ITA

- 67 Nicole VIGLIANISI
- 47 Ilaria COTZA
- 50 Federica APOLLONI

Final



CVGH-USF

- 27 Océane HAUGUEL
- 28 Anais MIUS
- 55 Diané SELLIER

Final





THE OLYMPIC'S 20th YEAR CUP

ALBERTVILLE

2012, Nov. 24-25



List of Infringements

Ladies Junior C

66. Aglaia FRECCERO	VFT	1000	Heats	Group 1	No Start	9.0
---------------------	-----	------	-------	---------	----------	-----

Ladies PeeWee

13. Coralie RIVAL	CGALE	500	Heats	Group 1	Penalty	2.0
-------------------	-------	-----	-------	---------	---------	-----

L+M Nov

18. Noemie RIBAS	CGALE	333	Final	Group 3	Penalty	0.8
------------------	-------	-----	-------	---------	---------	-----

26. Camille VIGANNE	CNPV	333	Heats	Group 1	Penalty	2.0
---------------------	------	-----	-------	---------	---------	-----

65. Stefano ARTHEMALLE	VFT	333	Heats	Group 1	No Start	3.0
------------------------	-----	-----	-------	---------	----------	-----

Men SAB

40. Anthony ALMEIDA	CVGH	1500	Heats	Group 1	Penalty	5.0
---------------------	------	------	-------	---------	---------	-----

53. Corentin CATOIRE	RPV	1500	Final	Group 1	Penalty	9.0
----------------------	-----	------	-------	---------	---------	-----

Relay Novice

3. CNPV Neuilly	CNPV	R2K	Final	-	Penalty	6.0
-----------------	------	-----	-------	---	---------	-----





THE OLYMPIC'S 20th YEAR CUP

ALBERTVILLE

2012, Nov. 24-25



Specific Classification by catégorie

Overall Rank	Classification #	Name	Ladies	Novice Team	Country
	1	50 Federica	APOLLONI	PIT	ITA
	2	17 Giulia	DA MAGRO	CGALE	FRA
	3	47 Ilaria	COTZA	PIN	ITA
	4	27 Océane	HAUGUEL	CVGH	FRA
	5	28 Anais	MIUS	CVGH	FRA
	6	18 Noëlie	RIBAS	CGALE	FRA
	7	5 Camille	BRAGA-BRIQUEZ	ASMB	FRA

Overall Rank	Classification #	Name	Men	Novice Team	Country
	1	26 Camille	VIGANNE	CNPV	FRA
	2	25 Thomas	COIGNON	CNPV	FRA
	3	55 Diané	SELLIER	USF	FRA
	4	24 Antoine	COQUEL	CNPV	FRA
	5	65 Stefano	ARTHEMALLE	VFT	ITA
	6	31 Keven	AUBIN	CVGH	FRA





THE OLYMPIC'S 20th YEAR CUP

ALBERTVILLE

2012, Nov. 24-25



Specific Classification by catégorie

Overall Rank	Classification #	Name	Ladies Team	Junior B Team	Country
	1	49 Irene	BARONE	PIN	ITA

Overall Rank	Classification #	Name	Ladies Team	Junior A Team	Country
	1	7 Tiffany	HUOT-MARCHAND	ASMB	FRA
	2	8 Manon	HUOT-MARCHAND	ASMB	FRA
	3	21 Lydia	GERVASONI	CGALE	FRA

Overall Rank	Classification #	Name	Ladies Team	Senior Team	Country
	1	54 Emilie	GEOFFROY	RPV	FRA

Overall Rank	Classification #	Name	Men Team	Junior B Team	Country
	1	52 Tristan	NAVARRO	RPV	FRA
	2	44 Cédric	GLAUDA	OGCA	FRA
	3	45 Yoann	MARTINEZ	OGCA	FRA
	4	61 Clément	DAVIN	USF	FRA
	5	62 Lucas	TROTIN	USF	FRA

Overall Rank	Classification #	Name	Men Team	Junior A Team	Country
	1	39 Paul	BEAUCHAMP	CVGH	FRA
	2	53 Corentin	CATOIRE	RPV	FRA
	3	51 Giovanni	BITELLI	PIT	ITA
	4	22 Ulysse	AIRIEAU	CGALE	FRA
	5	38 Thibaut	JEANNE	CVGH	FRA
	6	63 Yannis	LABDAOUI	USF	FRA

Overall Rank	Classification #	Name	Men Team	Senior Team	Country
	1	46 Mattias	COURTEVILLE	OGCA	FRA
	2	9 Thomas	MELINE	ASMB	FRA
	3	40 Anthony	ALMEIDA	CVGH	FRA
	4	41 Christian	ARLT	MERC	GER

